


# ALL—IN COMMUNITY



Sistemi per arredare:

Negozi, Bar, Internet caffè, Librerie, Biblioteche, Aree comuni,  
Hotel, Studentati, Office.

**NARDIINTERNI**

Gli spazi dedicati alla vita pubblica favoriscono la socialità e lo scambio di idee per migliorare l'esperienza dell'utente in una realtà sempre più eterogenea. Questi luoghi vengono organizzati seguendo principi di ergonomia e benessere in base alle funzioni necessarie.

Con il progetto All-In tutto questo si trasforma in un'idea di collettività dinamica: un sistema per suddividere, collegare, trasformare e arredare ambienti diversi.

La trasversalità di finiture, dimensioni e materiali, permette di progettare infinite combinazioni. Armadi su misura, moduli angolo, gruppi funzionali e passaggi sono solo alcuni degli elementi che caratterizzano All-In e che valorizzano spazi ibridi per dare ordine, comfort e stile agli ambienti collettivi.

The spaces dedicated to public life favor sociality and the exchange of ideas to improve the user experience in an increasingly heterogeneous reality. These places are organized following principles of ergonomics and well-being based on the necessary functions.

With the All-In project it is transformed into a dynamic collectivity: a system for dividing, connecting, changing and furnishing different environments.

The transversality of finishes, dimensions and materials allows you to design infinite possibilities of combinations. Custom wardrobes, corner modules, technical modules and passageways are just some of the elements that characterize All-In and enhance hybrid spaces to give order, comfort and style to the community environments.

## INDICE / INDEX

P.006

**75 MQ**

Bar / Café

P.018

**98 MQ**

Internet Café

P.030

**45 MQ**

Enoteca / Wine shop

P.040

**225 MQ**

Biblioteca / Library

P.060

**180 MQ**

Aree comuni  
/ Common areas

P.082

**48 MQ**

Sala d'attesa  
/ Waiting room

P.090

**25 MQ**

Spogliatoio palestra  
/ Gym's locker room

P.102

**68 MQ**

Boutique

P.134

**105 MQ**

Negozi casalinghi  
/ Homeware store

P.150

**76 MQ**

Libreria / Book shop

P.162

**19 MQ**

Camera d'albergo  
/ Hotel Room

P.172

**24 MQ**

Camera d'albergo  
/ Hotel Room

P.184

**30 MQ**

Aparthotel

P.192

**24 MQ**

Studentato  
/ Student residence

P.202

**80 MQ**

Ufficio  
/ Office

P.232

**90 MQ**

Ufficio  
/ Office

P.252

## INFORMAZIONI TECNICHE

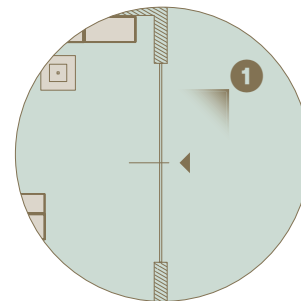
Technical informations

1



75

MQ



1 Ingresso Bar/Bar entrance

Finiture: Seta, Grigio/Ecopelle S246/Maniglia N62-N63, apertura Push-Pull  
Finishes: Seta, Grigio/S246 Eco-leather/N62-N63 handles, Push-Pull opening

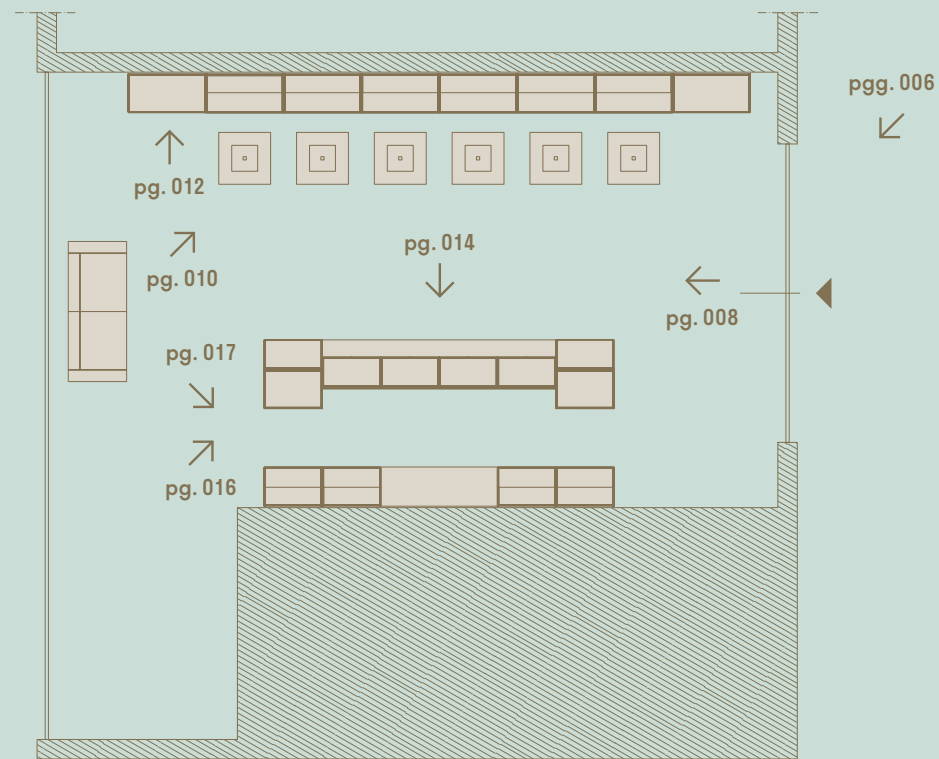
BAR / CAFÉ  
75 MQ



8300 mm

9000 mm

# BAR / CAFÉ 75 MQ



**2** Area esterna arredata con sedie Amitha con cuscino imbottito e tavoli Lol.  
/External area designed with Amitha chair with upholstered seat and Lol table.



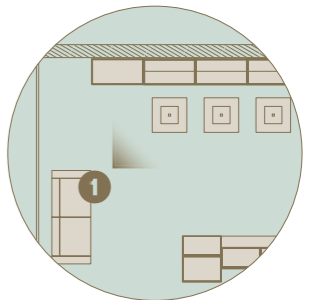
**1** Lato bancone arredato con elementi Modul Box e Modul Box Twist, basi a terra e pensili. Lato tavoli arredato con elementi Modul Box Twist con sedute e schienali imbottiti in ecopelle S246, tavoli Arket Plus e sedie Basket bianche. / The side of the bar counter is designed with Modul box and Modul Box Twist wardrobe, floor units and wall units. The tables side is designed with Modul Box Twist wardrobe with upholstered seatings in S246 eco-leather, Arket Plus tables and Basket white chair.



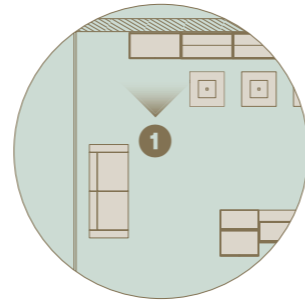
1



1 Elementi Modul Box Twist con sedute e schienali imbottiti in ecopelle S246, tavoli Arket Plus e sedie Basket bianche.  
/Modul Box Twist wardrobe with upholstered seatings in S246 eco-leather, Arket Plus tables and Basket white chair.





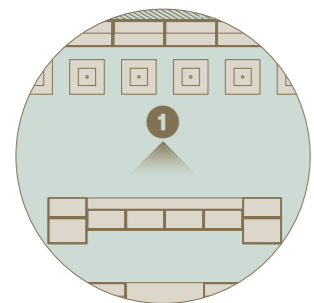


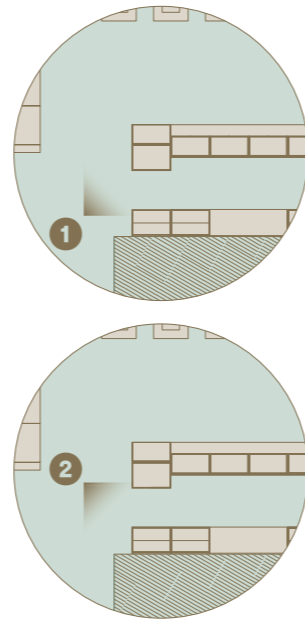
**1** Elemento Modul Box con ante battenti attrezzato con tubo appendiabiti.  
/Modul Box wardrobe with swing doors equipped with hanger tube.

**2** Tavolo Arket Plus con meccanismo pieghevole./Arket Plus table with foldable mechanism.

1 Bacone bar  
composto da elementi  
Modul Box e Modul  
Box Beface con ante  
battenti e vani a giorno,  
sgabelli Gulliver.

/Bar counter made of  
Modul Box and Modul  
Box Beface units  
with swing doors and  
opened compartments,  
Gulliver stool.





**1** Vista interna del bancone bar /Interior view of bar counter.

**2** Elemento Modul Box Twist con cassetti, ante battenti e maniglia N63./Modul Box Twist wardrobe with drawers, swing doors and N63 handle.

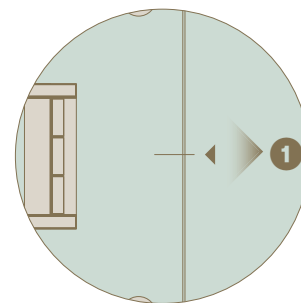
1



98

MQ

1 Ingresso internet café con area esterna  
arredata con tavoli Lol e sedie Amitha  
/Internet café entrance with external area  
designed with Lol tables and Amitha chair



Finiture: Ossidato, Seta, Grigio/Maniglia Filo  
Finishes: Ossidato, Seta, Grigio/Filo handle

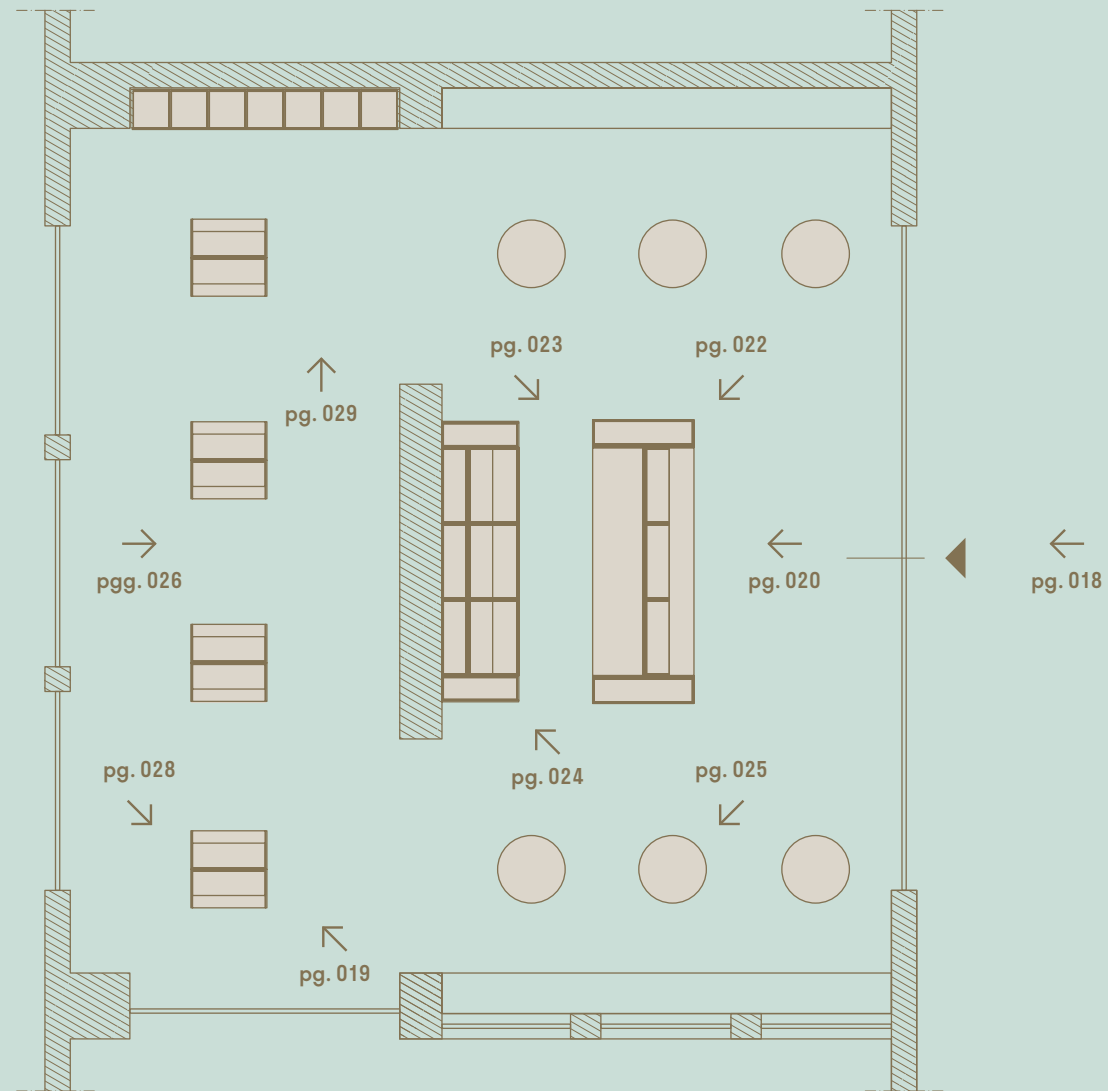
# INTERNET CAFÉ 98 MQ



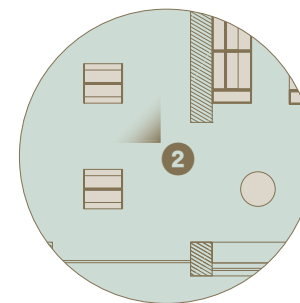
10000 mm

9800 mm

# INTERNET CAFÉ 98 MQ



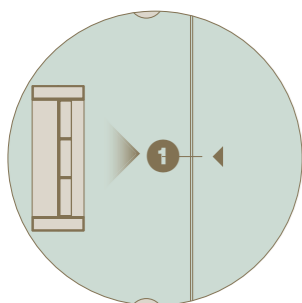
## Internet Café



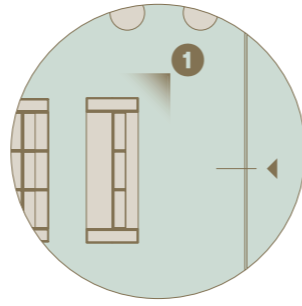
2 Postazioni internet con sgabelli Bakhita, libreria spalla con ante vetro Daly./Internet work station with Bakhita stools, modular bookcase with Daly glass doors.



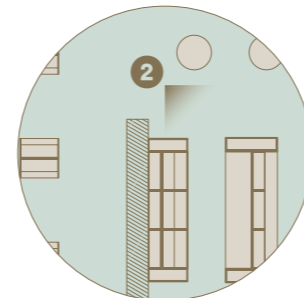
1 Bancone dell'internet café composto da basi a terra Modul Box con ante battenti e vani a giorno, colonne Modul Box Twist, libreria a spalla, sgabelli Bakhita, tavoli Arket Plus e sedie Basket./Internet café counter made of Modul Box floor units with swing doors and opened compartments, Modul Box Twist wardrobe, modular library, Bakhita stool, Arket Plus table and Basket chair.



1



2

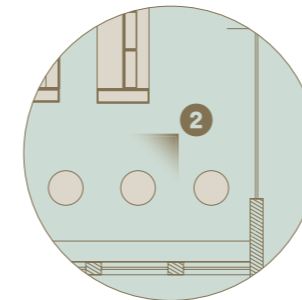
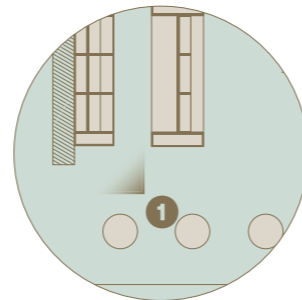






**1** Colonne retro bancone composte da elementi Modul Box Twist con ante battenti e vani a giorno, colonna di chiusura con ante battenti.

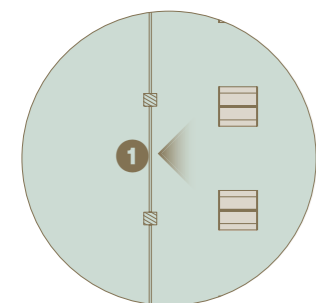
/Back counter elements made of Modul Box Twist wardrobe with swing doors and opened compartments, end modul with swing doors.



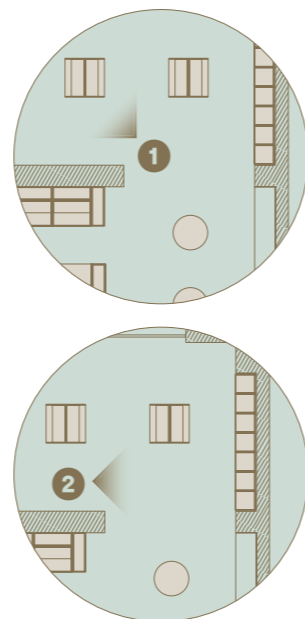
**2** Tavolo Arket Plus nero e sedia Basket in finitura 35./Arket Plus table in black finish and Basket chair in 35 colour finish.



**1** Postazioni internet con sgabelli Bakhita e colonne Modul Box uso libreria.  
/Internet work station with Bakhita stools and Modul Box units to use as library.



**1 2** Postazioni internet con sgabelli Bakhita, libreria a spalla con ante battenti Daly in vetro bronzato. / Internet workstations with Bakhita stools, modular bookcase with Daly swing door in bronzed glass.



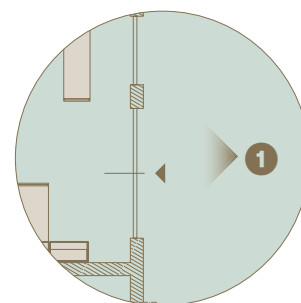
1



45

MQ

1 Ingresso enoteca, area esterna arredata con sgabelli Amitha con cuscino./Wine shop entrance, external area designed with Amitha stool with upholstered seat.



Finiture: Rovere, Canapa, Bronzo/Tessuto Oregon S035/Maniglie N57-N58  
Finishes: Rovere, Canapa, Bronzo/Oregon S035 fabric/N57-N58 handles

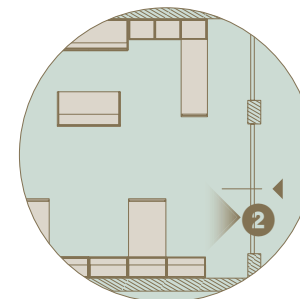
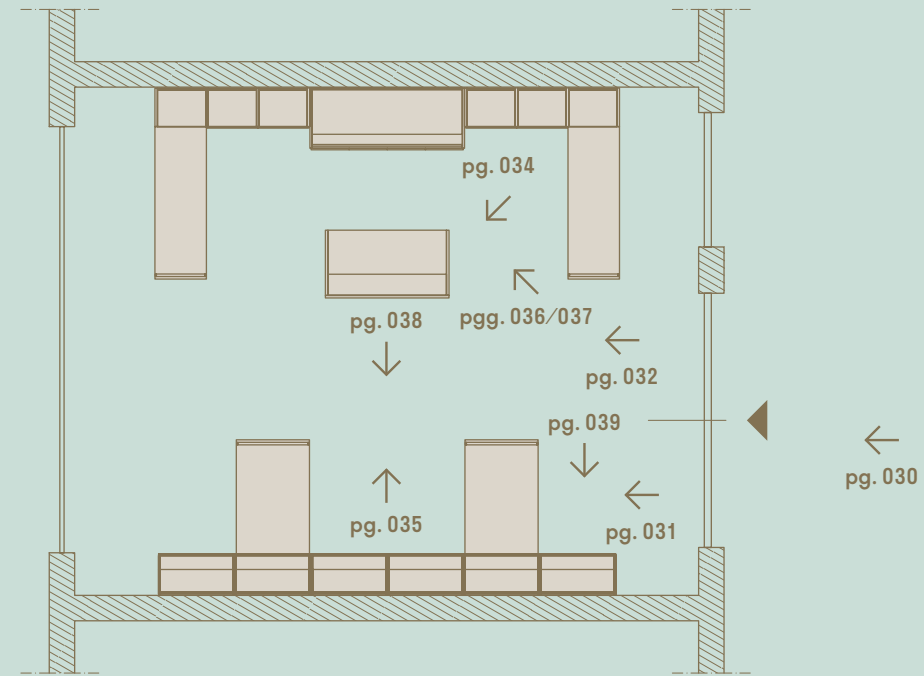
ENOTECA / WINE SHOP  
45 MQ



6000 mm

7500 mm

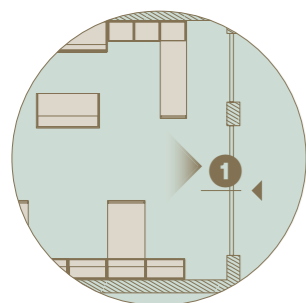
# ENOTECA / WINE SHOP 45 MQ



**2** Colonne Modul Box Twist con cassettoni, ante battenti e vani a giorno, penisole con gambe in metallo e sgabello Amitha con cuscino.  
/Modul Box Twist elements with drawers, swing doors and opened compartments, breakfast bar with metal legs and Amitha stools with upholstered seat.



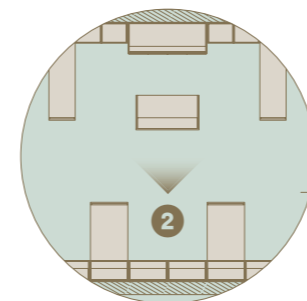
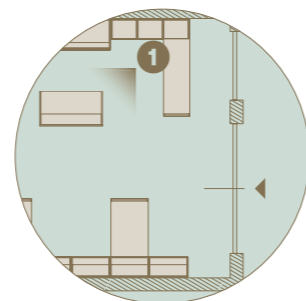
1



1 Bancone vendita con sgabelli Roller.  
/Cash counter with Roller stool.



2

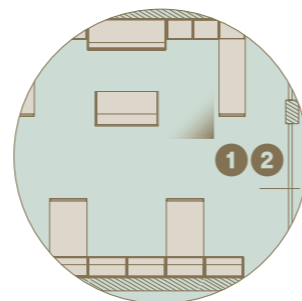


2 Vista frontale del bancone vendita  
con parete attrezzata sullo sfondo.  
/Front view of cash counter with equipped  
wall on the background.

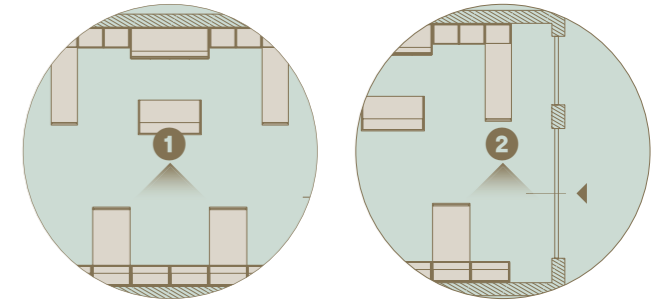


**1** Gruppo funzionale con ante ad apertura pacchetto, chiuso. / Technical group with total opening door, closed.

**2** Gruppo funzionale con ante ad apertura pacchetto, aperto e attrezzato internamente di cucinetto, a lato librerie a spalla e bancone vendita. / Technical group with total opening door, opened and equipped with kitchen. Modular bookcases to follow and cash counter.



1



2

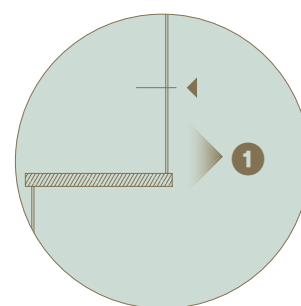


1



225


MQ



1 Vista dall'esterno della biblioteca.  
/External view of library.

Finiture: Cotto, Platino/Maniglia Filo  
Finishes: Cotto, Platino/Filo handle

BIBLIOTECA / LIBRARY  
225 MQ


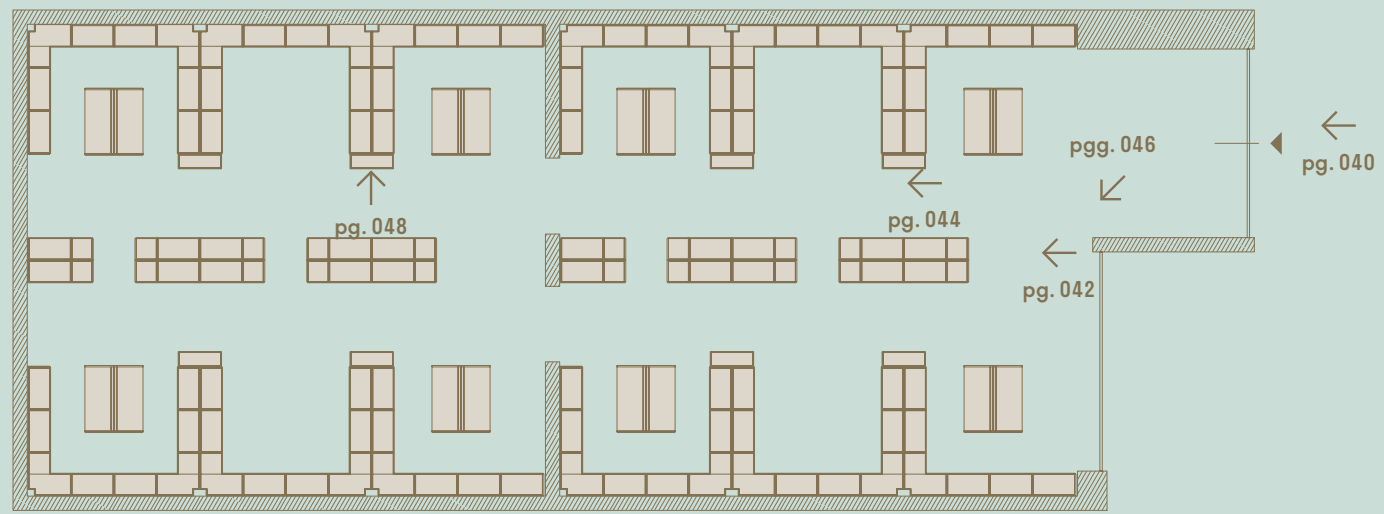


10000 mm

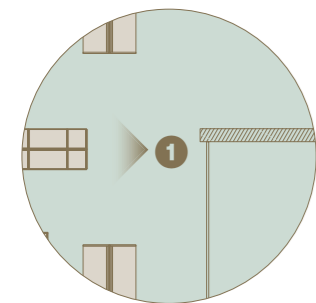

22500 mm

# BIBLIOTECA / LIBRARY

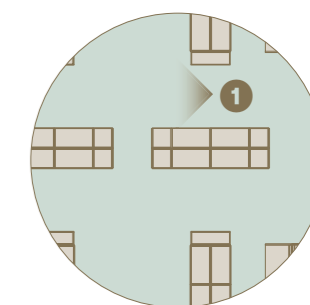
225 MQ



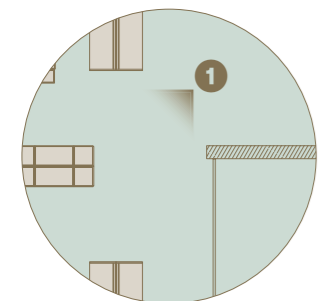
1 Librerie a spalla in profondità 474mm con ante vetro Daly in vetro bronzato e anta in finitura Platino con maniglia Filo./Modular bookcases in 474mm depth with Daly glass door in bronzed glass and door in Platino finish with Filo handle.



1



1 Tavoli scrivania con divisorio e sedie Jubel nere./Desk tables with division and Jubel black chairs.

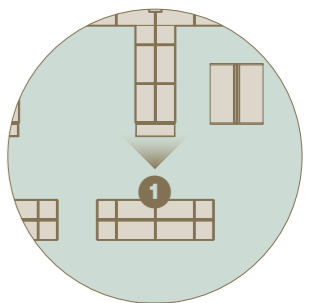




1

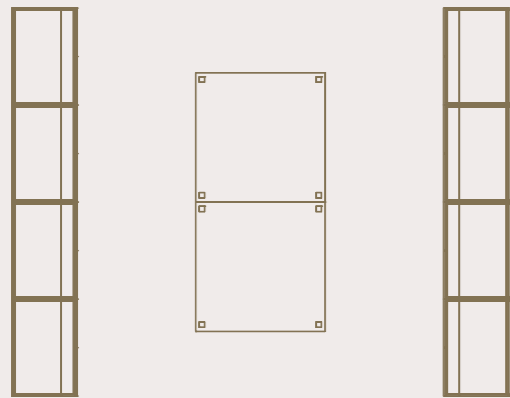


1 Ambiente biblioteca arredato con librerie a spalla, pouff seduta per lettura e tavoli studio. /Library environment designed with modular bookcases, pouff for reading and tables for studying.





Soluzione/Solution 01  
Biblioteca studio/Study library  
Armadi Modul Box Twist con ante battenti  
e maniglia Filo L900 H2596 P602-456.  
/Modul Box Twist wardrobes with hinged doors and  
Filo handle L900 H2596 D602-456.


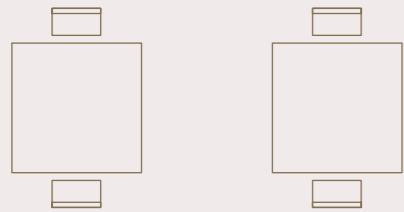


Soluzione/Solution 02

Sala lettura/Reading room

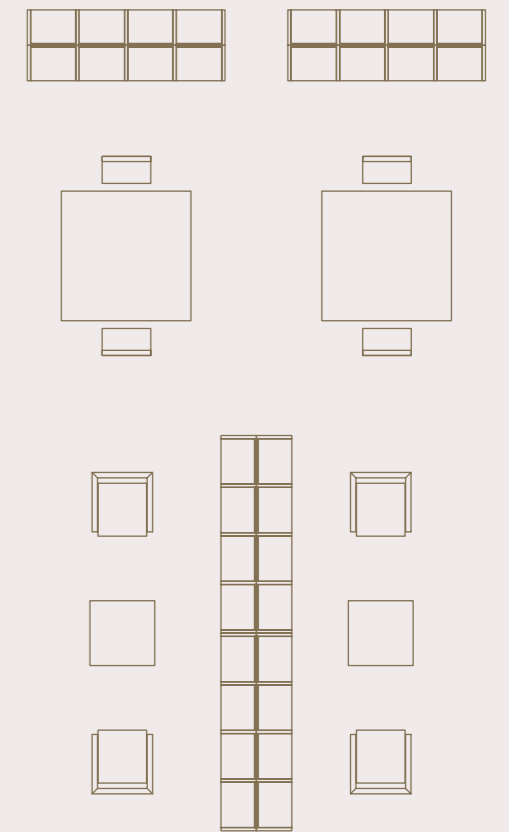
Elementi Modul Box BeFace e basi a terra con  
sedute imbottite in ecopelle S242, tavoli Surf,  
sedie Jubel e librerie a spalla.

/Modul Box BeFace elements and floor units  
with upholstered seating in S242 eco-leather,  
Surf tables, Jubel chairs and modular bookcases.

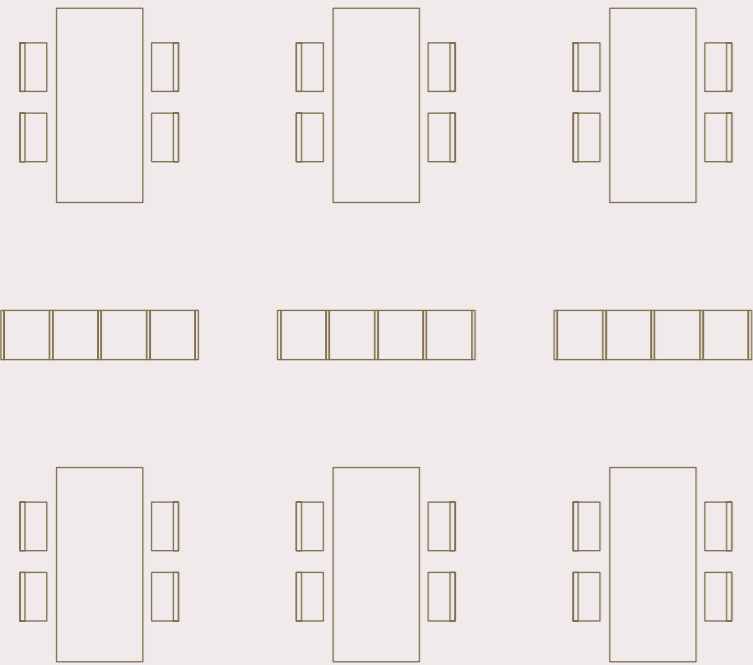




Soluzione/Solution 02  
Sala lettura/Reading room  
Elementi Modul Box BeFace e basi a terra con  
sedute imbottite in ecopelle S242, tavoli Surf,  
sedie Jubel e librerie a spalla.  
/Modul Box BeFace elements and floor units  
with upholstered seating in S242 eco-leather,  
Surf tables, Jubel chairs and modular bookcases.



Soluzione/Solution 03  
Biblioteca studio/Study library  
Librerie a spalla bifacciale in profondità 456,  
scrivanie L1800 con gamba in metallo.  
/Modular bookcases in 456 depth, desks L1800  
with metal leg.



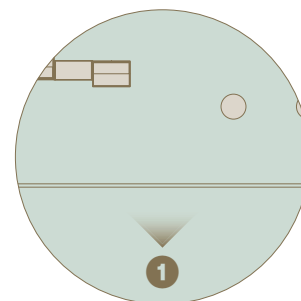
1



180


MQ

1 Vista esterna delle aree comuni.  
/Common areas view from the outside.



Finiture: Grigio, Rovere, Seta/Ecopelle S249  
Finishes: Grigio, Rovere, Seta/S249 eco-leather

AREE COMUNI / COMMON AREAS  
180 MQ

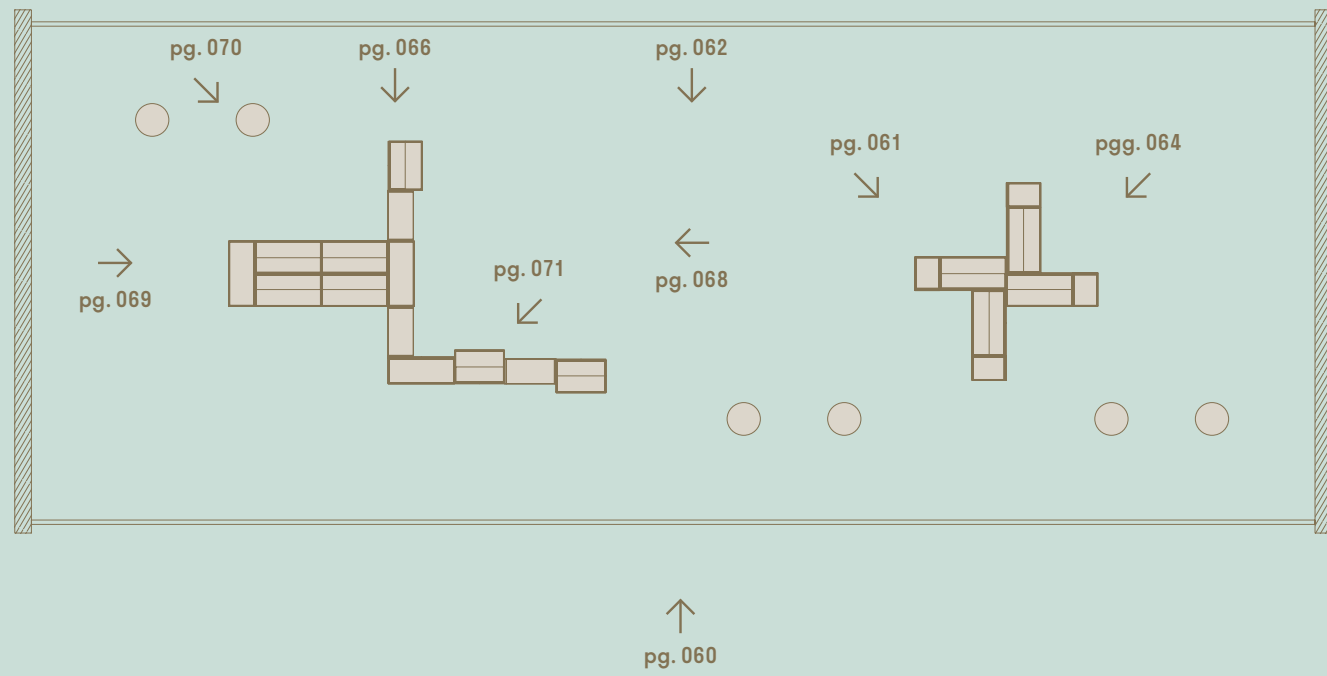


9100 mm

19600 mm

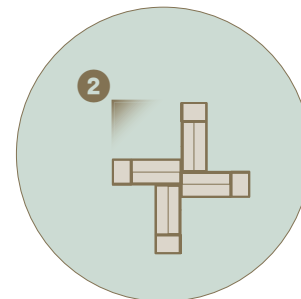


# AREE COMUNI / COMMON AREAS 180 MQ

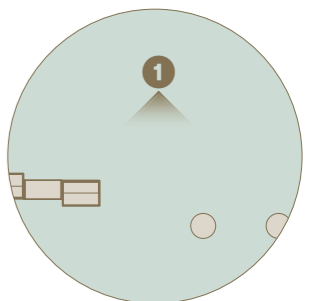


**2** Elemento Modul Box Twist BeFace con seduta in ecopelle S249, base a terra uso tavolino.  
/Modul Box Twist BeFace element with S249 eco-leather seating, floor unit used as table.

**2**



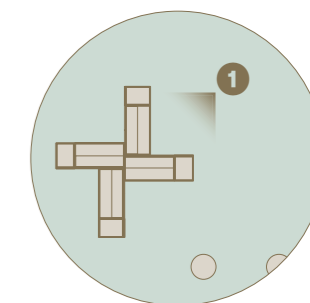
1



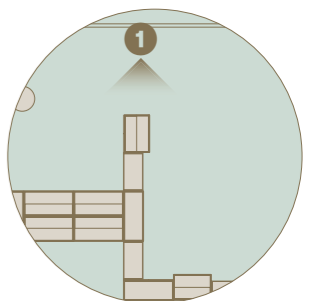
1



1 Elementi Modul Box Twist BeFace con seduta in ecopelle S249, basi a terra uso tavolino. Tavoli Roller e sgabelli Gulliver. /Modul Box Twist BeFace element with S249 eco-leather seating, floor unit used as table. Roller tables and Gulliver stools.



1



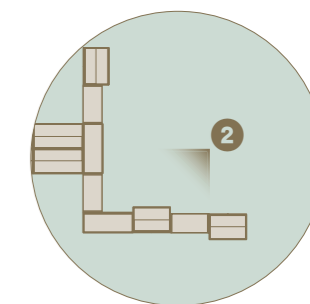
1



2



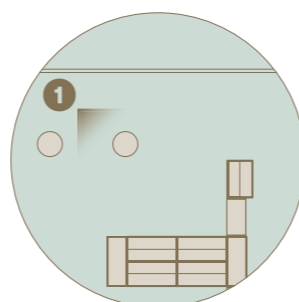
1



2



**1 2** Elementi Modul Box Twist con seduta in ecopelle S249, basi a terra uso tavolino. Tavoli Roller e sgabelli Gulliver./Modul Box Twist element with S249 eco-leather seating, floor unit used as table. Roller tables and Gulliver stools.




## SUGGESTIONS

**Aree comuni / Common areas**



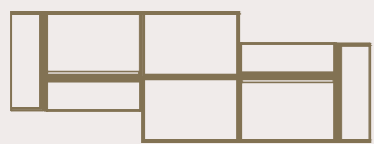
Soluzione/Solution 04  
Isole con seduta/Island seating modules  
Basi a terra con ante battenti e cuscini imbottiti,  
librerie a spalla. / Floor units with swing doors  
and upholstered seatings, modular bookcases.





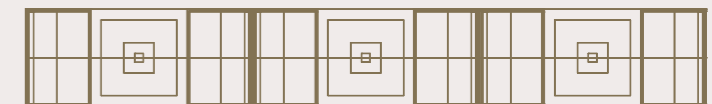
Soluzione/Solution 05

Isole con seduta/Island seating module  
Basi a terra con cuscini imbottiti, elementi Modul  
Box BeFace con vani a giorno./Floor units with  
upholstered seatings, Modul Box BeFace elements  
with opened compartments.





Soluzione/Solution 06  
Meeting box  
Elementi Modul Box Twist con ante battenti e vani a giorno, sedute e schienali imbottiti, tavoli Arket.  
/Modul Box Twist elements with swing doors and opened compartments, upholstered seatings, Arket tables.

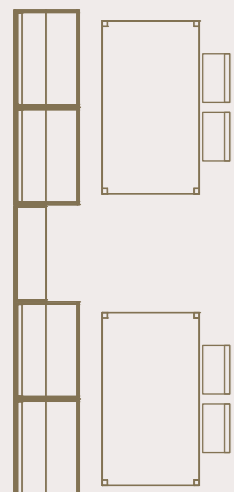
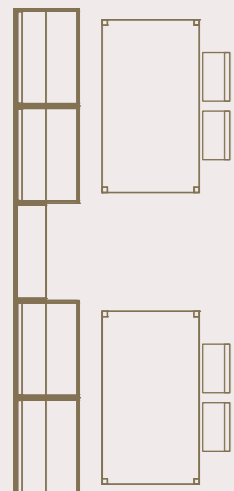


Soluzione/Solution 07

Sala mensa/Cafeteria

Elementi Modul Box Twist con ante battenti, sedute imbottite e vani a giorno, tavoli Brian, sedie Basket.

/Modul Box Twist elements with swing doors, upholstered seatings and opened compartments, Brian tables and Basket chairs.



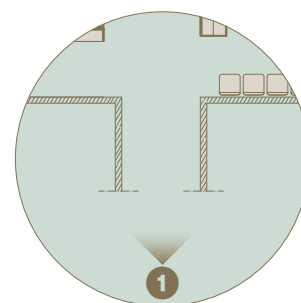
1



48

MQ

1 Vista dall'esterno della sala d'attesa.  
/External view of waiting room.



Finiture: Olmo sbiancato, Seta, Platino  
/Ecopelle S245/Maniglia Filo, Apertura Push-Pull  
Finishes: Olmo sbiancato, Seta, Platino  
/S245 Eco-leather/Filo handle, Push-pPull opening

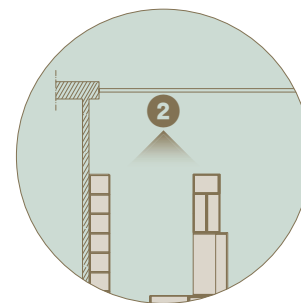
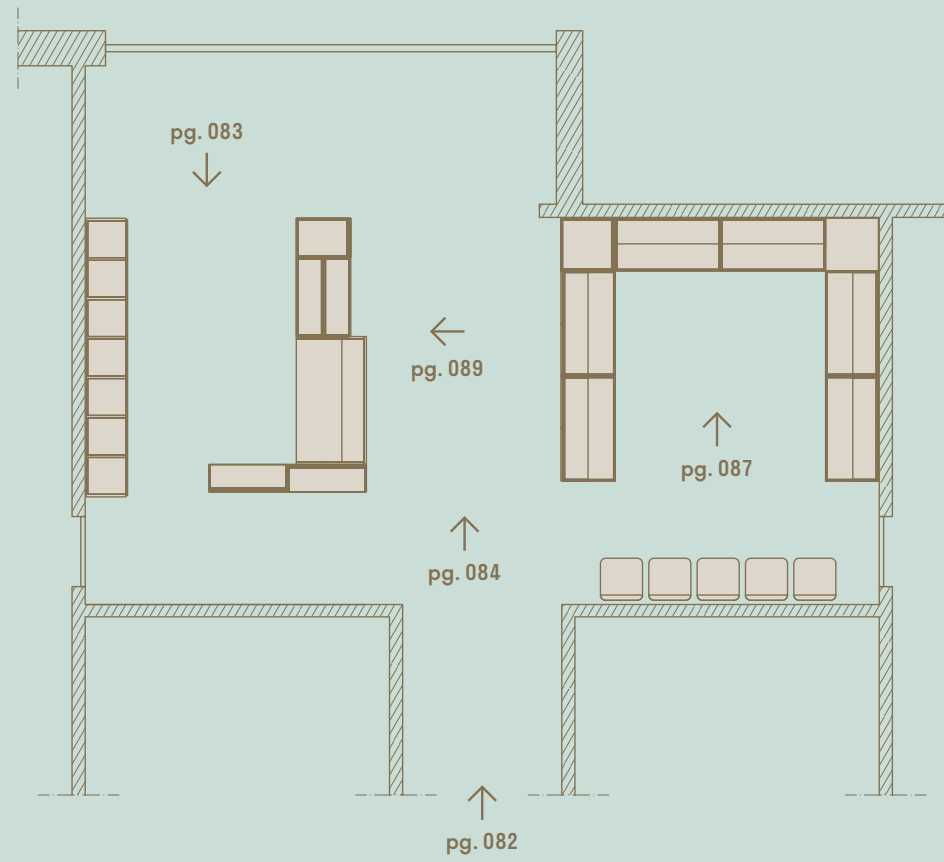
SALA D'ATTESA / WAITING ROOM  
48 MQ



5600 mm

8500 mm

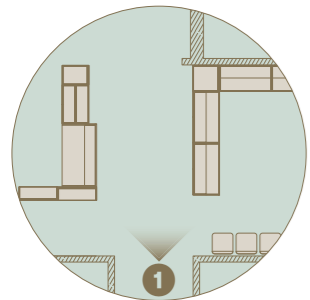
# SALA D'ATTESA / WAITING ROOM 48 MQ

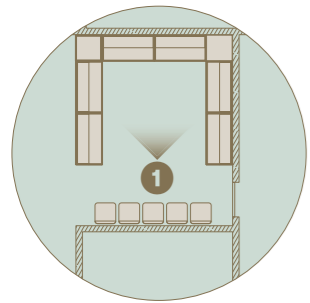


**2** Reception composta da bancone, elementi Modul Box basi a terra e libreria a spalla.  
/Reception made of counter, Modul Box floor units and modular bookcase.



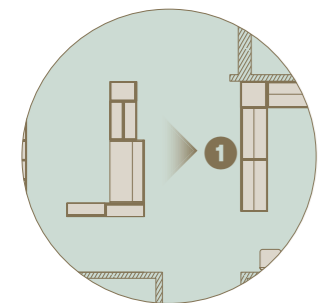
**1** Ambiente sala d'attesa. Reception arredata con elementi Modul Box con ante battenti e vani a giorno, bancone e libreria a spalla. Zona attesa arredata con elementi Modul Box Twist e Modul Box Twist BeFace con sedute e schienali imbottiti in Ecopelle S245. / Waiting room environment. Reception designed with Modul Box elements with swing doors and opened compartments, counter and modular bookcase. Waiting area designed with Modul Box Twist and Modul Box Twist BeFace elements with upholstered seats in eco-leather S245.







① Reception arredata con bancone, elementi Modul Box BeFace con ante battenti e vani a giorno, libreria a spalla con ante battenti e maniglia Filo.  
/Reception designed with counter, Modul Box BeFace with swing doors and opened compartments, modular bookcase with swing doors and Filo handle.



1



25

MQ

1 Ingresso palestra./Gym entrance.

Finiture: Grigio/Ecopelle S247/Maniglia Filo  
Finishes: Grigio/S247 Eco-leather/Filo handle

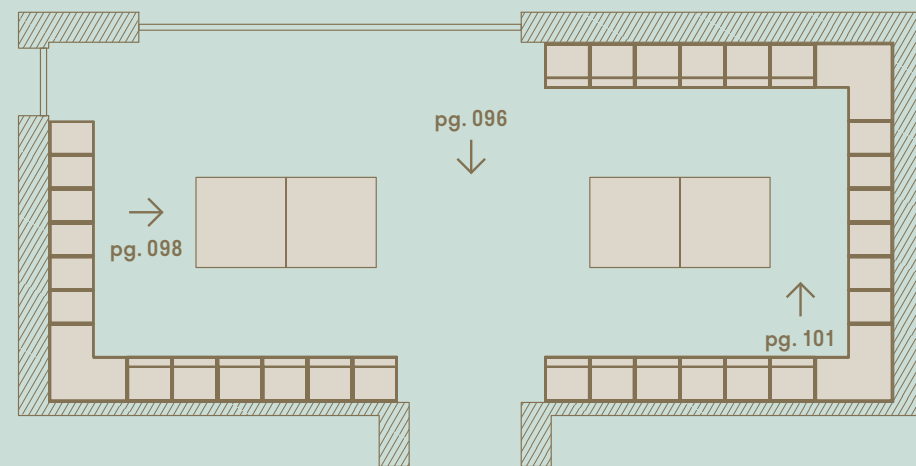
SPOGLIATOIO PALESTRA / GYM'S LOCKER ROOM  
25 MQ



4800 mm

5100 mm

# SPOGLIATOIO PALESTRA / GYM'S LOCKER ROOM 25 MQ



2 Vista laterale reception.  
/Lateral view of reception.



1 Ingresso palestra con reception per l'accoglienza dei clienti.  
/Gym entrance with reception to accommodate customers.

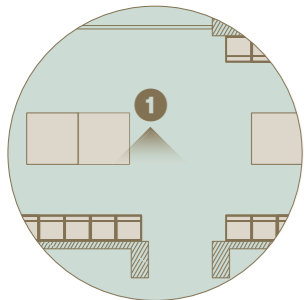


1 Vista interna reception arredata con sedie Jubel.  
/Internal view of reception equipped with Jubel chairs.

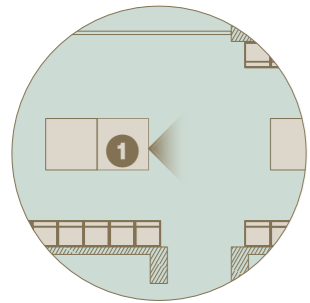


1 Spogliatoio arredato con elementi Modul Box Twist con ante battenti, cassettoni e vano seduta imbottita in ecopelle S247, Modul Box con ante battenti e serratura, tavoli Surfy. / Changing room design with Modul box Twist wardrobe with swing doors, drawers and upholstered seats in S247 eco-leather, Modul Box wardrobe to use as lockers, surfy tables.

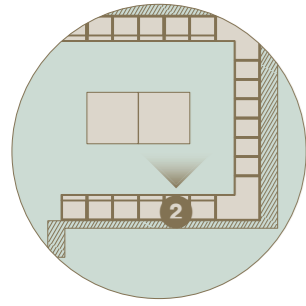
1



1







**1** Elemento Modul Box Twist con cassettone aperto./Modul Box Twist wardrobe with openend drawer.

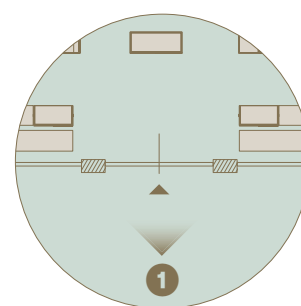
**2** Elementi Modul Box Twist con ante battenti e cassettoni, tubo appendiabiti e seduta imbottita in ecopelle S247./Modul Box Twist wardrobe with swing doors and drawers, hanger tubes and upholstered seats in eco-leather S247.

1



68

MQ



1 Vista dall'esterno della boutique.  
/External view of boutique.

Finiture: Seta, Rovere/Ecopelle S243/Maniglia Filo  
Finishes: Seta, Rovere/S243 Eco-leather/Filo handle

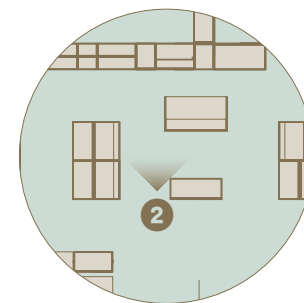
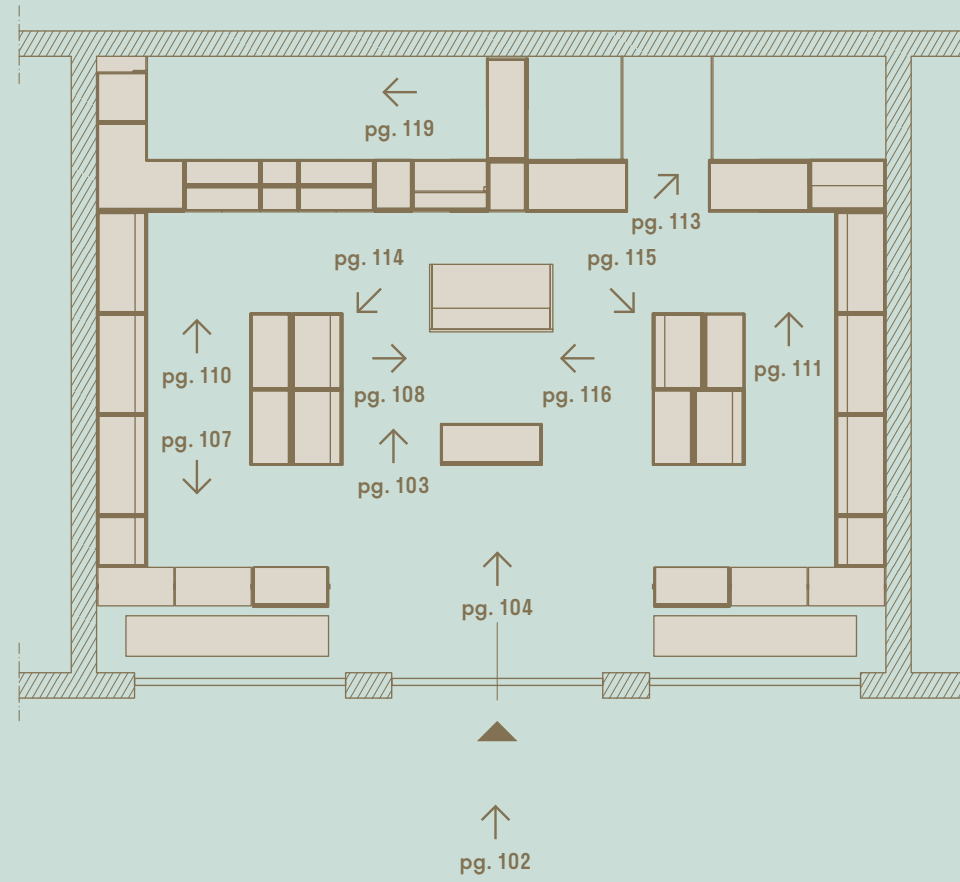
BOUTIQUE  
68 MQ



7300 mm

9300 mm

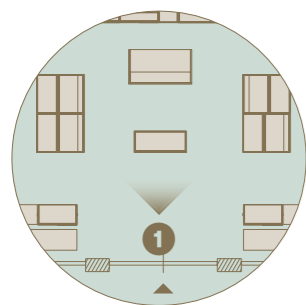
# BOUTIQUE 68 MQ



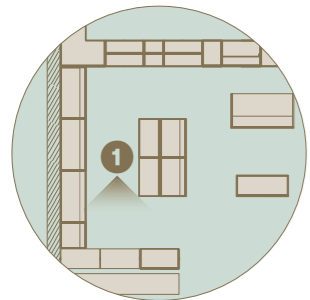
**2** Ambiente boutique arredato con Modul Box, Modul Box Twist e sistema Pole./Boutique environment designed with Modul Box wardrobe, Modul Box Twist wardrobe and Pole system.



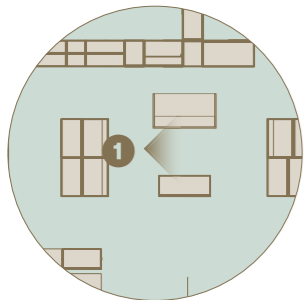
1



❶ Sistema Pole a soffitto, attrezzata di ripiani espositori, pensile espositore per accessori e ripiano con appendiabiti./Pole system, floor-ceiling version, equipped with shelves, wall unit and hanger tube.

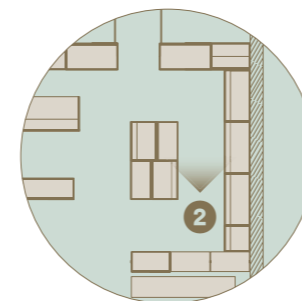
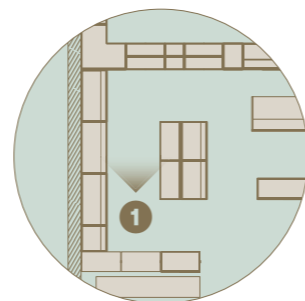


1





**1** Lato sinistro boutique arredato con elementi Modul Box ed elementi Modul Box Twist con cassetti e vani a giorno per esporre la merce.  
/Boutique left side designed with Modul Box wardrobe and Modul Box Twist wardrobe with drawers and opened compartments to display the goods.

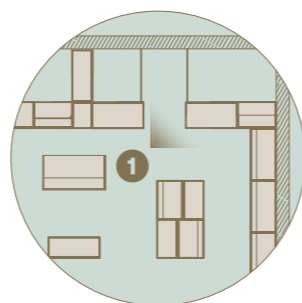


**2** Lato destro boutique arredato con elementi Modul Box ed elementi Modul Box Twist con sedute e schienali in ecopelle S243./Boutique right side designed with Modul Box wardrobe and Modul Box Twist BeFace wardrobe with seats in S243 eco-leather.





**1** Camerino realizzato con elementi Modul Box e Modul Box Twist con specchio, appendiabiti e tenda./Changing room designed with Modul Box and Modul Box Twist wardrobe with mirror, clothes hangers and curtain.

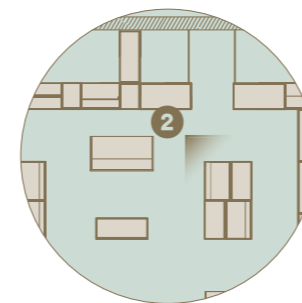
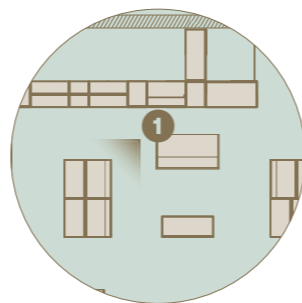


**1**





**1** Isola espositore composta da elementi Modul Box Twist con cassetti e vani a giorno. / Display island made of Modul Box Twist elements with drawers and opened compartments.



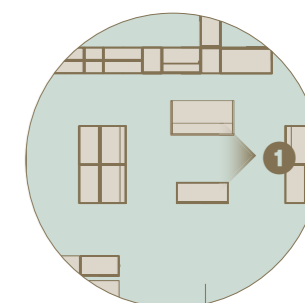
**2** Isola espositore composta da elementi Box Twist BeFace con vani a giorno, cassetti e sedute in ecopelle S243. / Display island made of Modul Box Twist BeFace with drawers, opened compartments and seats in S243 eco-leather.



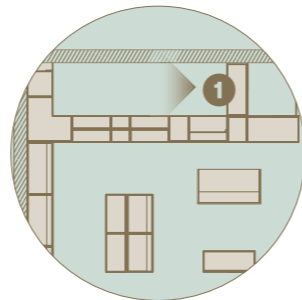
1



1 Bancone cassa in melaminico Rovere.  
/Cash counter in Rovere melamine.



**1** Spazio magazzino arredato con elementi Modul Box con ante battenti e vani a giorno.  
/Storage area designed with Modul Box wardrobe with swing doors and opened compartments.



## SUGGESTIONS

Boutique

Soluzione/Solution 08

Camerino isola con espositori

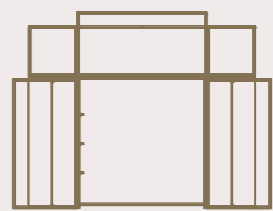
/Island changing room with displays

Elementi Modul Box BeFace e Modul Box Twist

BeFace con vani a giorno, cassettoni e ante

battenti, appendiabiti in metallo, tenda per

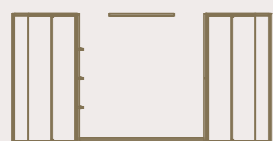
chiusura camerino.  
/Modul Box BeFace and Modul Box Twist BeFace con  
opened compartments, drawers and swing doors,  
metal clothes hangers and curtain to close the  
changing room.



Soluzione/Solution 09

Camerino a parete con espositori  
/Wall changing room with displays

Camerino composto da armadi Modul Box Twist  
BeFace con vani a giorno e cassettoni, specchio  
e appendiabiti, tenda per chiusura camerino.  
/Changing room made of Modul Box Twist BeFace  
wardrobes with opened compartments and  
drawers, mirror and metal clothes hangers,  
curtain to close the changing room.




Soluzione/Solution 10  
Espositori a parete/Wall displays  
Cabina Alea con ripiani e appendiabiti, panca a terra.  
/Alea walk-in closet with shelves and clothes hangers,  
floor bench.







Soluzione/Solution 11  
Espositori a isola/Island displays  
Elementi Modul Box e Modul Box Twist con vani a  
giorno e cassettoni, basi a terra con seduta imbottita.  
/Modul Box and Modul Box Twist elements with  
opened compartments and drawers, floor unit  
with upholstered seating.





Soluzione/Solution 12  
Espositore a parete/Wall displays  
Armadi Modul Box Twist con ante battenti, vani a giorno con tubi appendiabiti, ripiani e cassetti.  
/Modul Box Twist wardrobes with swing doors, opened compartments with clothes hanger, shelves and drawers.





Soluzione/Solution 13  
Espositori a isola/Island displays  
Elementi Modul Box BeFace e Modul Box Twist  
con vani a giorno e cassettoni.  
/Modul Box BeFace and Modul Box Twist elements  
with opened compartments and drawers.



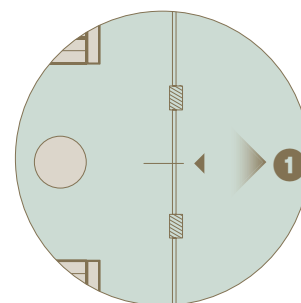
1



105

MQ

1 Vista del negozio dall'esterno.  
/View of the store from the outside.



Finiture: Grigio, Seta, Ossidato / Maniglia Filo  
Finishes: Grigio, Seta, Ossidato / Filo handle

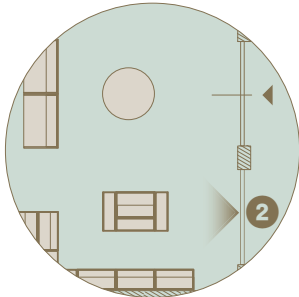
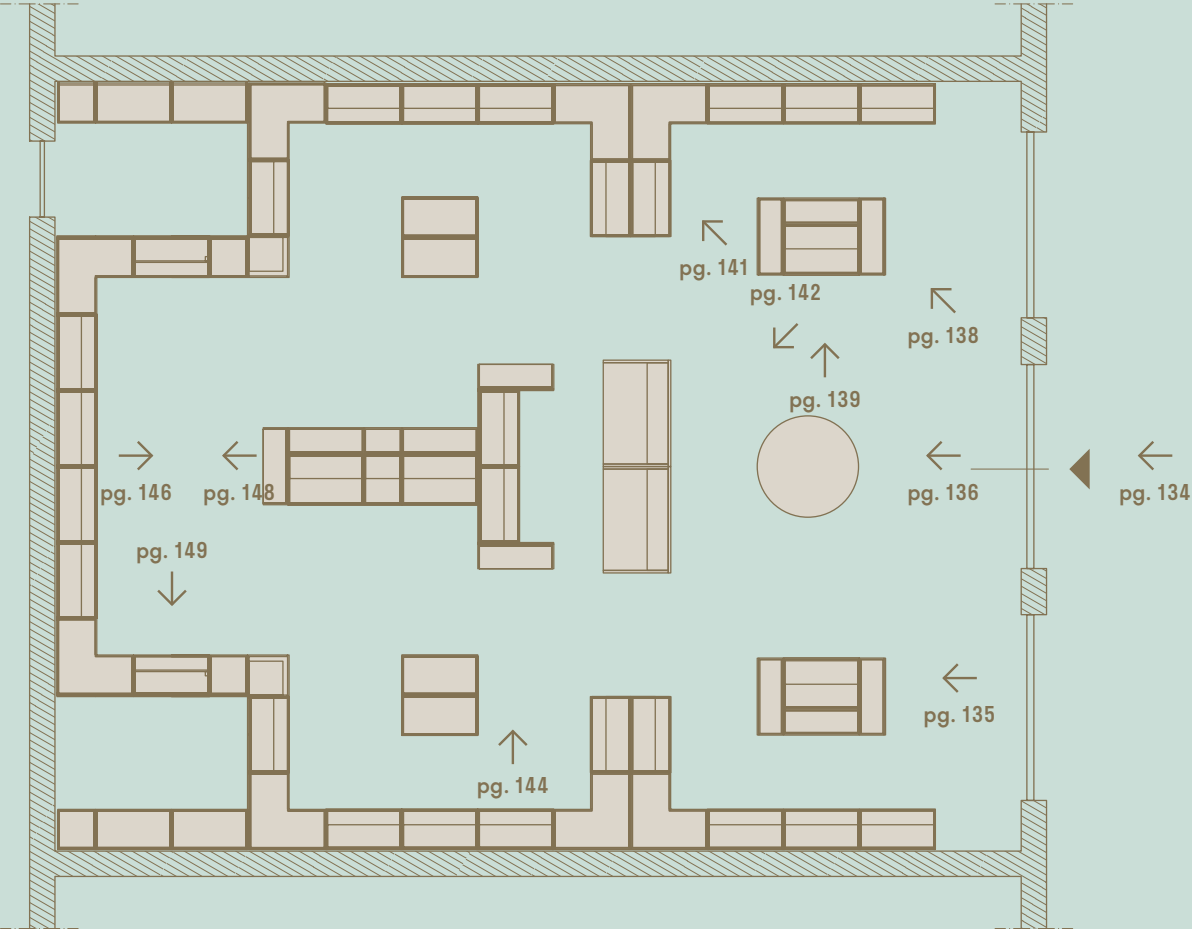
NEGOZIO CASALINGHI / HOMEWARE STORE  
105 MQ



9200 mm

11500 mm

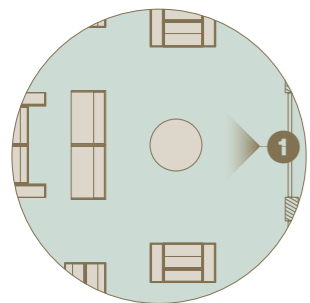
NEGOZIO CASALINGHI / HOMEWARE STORE  
105 MQ



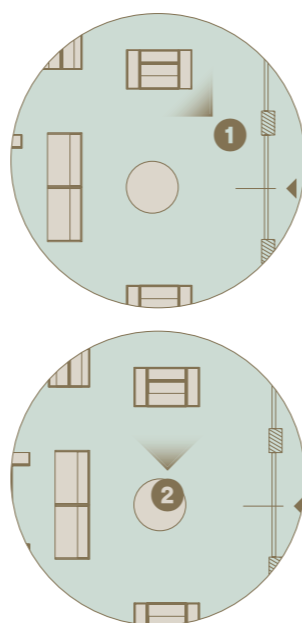
2 Ambiente arredato con elementi Modul Box e Modul Box Twist./Space designed with Modul Box and Modul Box Twist wardrobe.



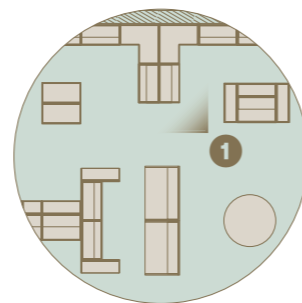
1



**1 2** Isola espositore composta da elementi Modul Box Twist BeFace con vani a giorno e cassettoni.  
/Display island made of Modul Box Twist BeFace elements with drawers and opened compartments.



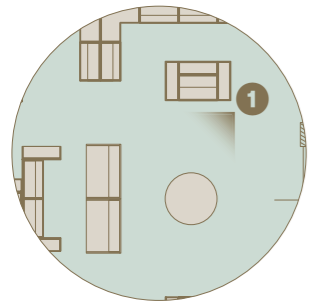




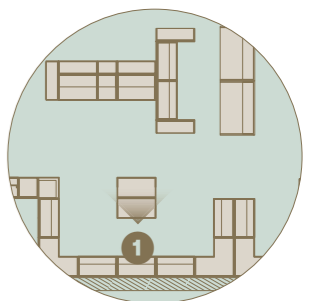
**1** Elemento Modul Box Twist con cassetti e vani a giorno./Modul Box Twist element with drawers and opened compartments.

**1** Bancone cassa in melaminico Ossidato, con elementi Modul Box Twist con vani a giorno e colonna di chiusura BeFace a giorno. /Cash counter in Ossidato melamine, with Modul Box Twist elements with opened compartments and BeFace end module with shelves.

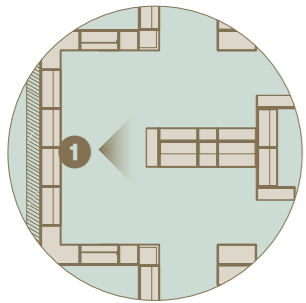
**1**



1



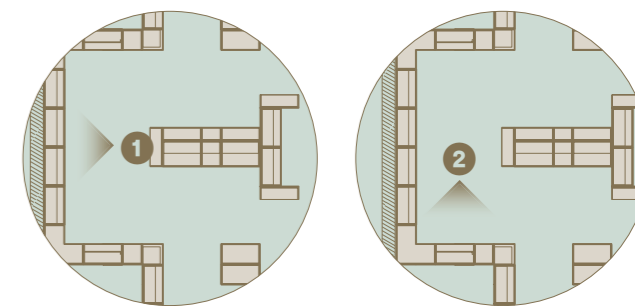
1



1



**1 2** Area consultazione arredata con elementi Modul Box e Modul Box Twist con vani a giorno, vani passanti con porta per accesso al magazzino./Consulting zone designed with Modul Box and Modul Box Twist wardrobe with opened compartments, passage module with door to access the storage room.



2



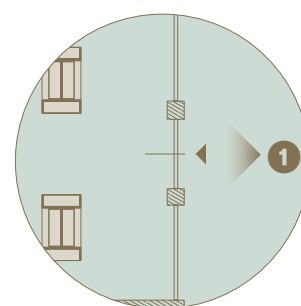
1



76

MQ

1 Vista dall'esterno della libreria.  
/View of the library from the outside.



Finiture: Bianco, Tortora, Rovere/Tessuto Oregon S033/Maniglia Filo  
Finishes: Bianco, Tortora, Rovere/Oregon S033 fabric/Filo handle

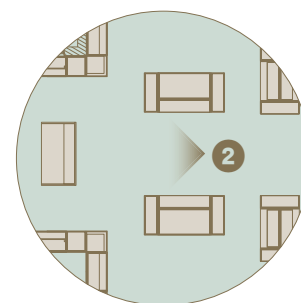
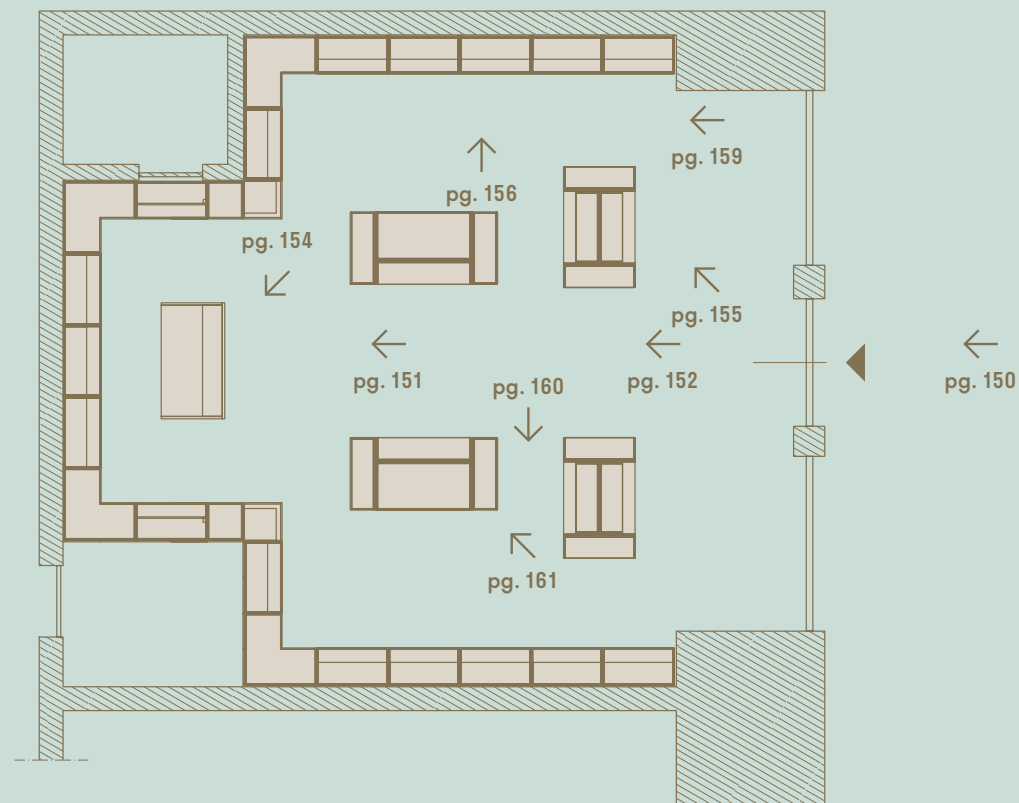
LIBRERIA / BOOK SHOP  
76 MQ



8200 mm

9300 mm

# LIBRERIA / BOOK SHOP 76 MQ

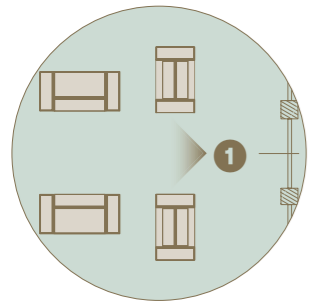


**2** Bancone cassa in melaminico Rovere.  
/Cash counter in Rovere melamine.



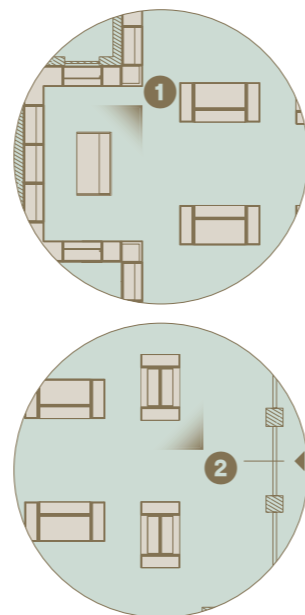


1

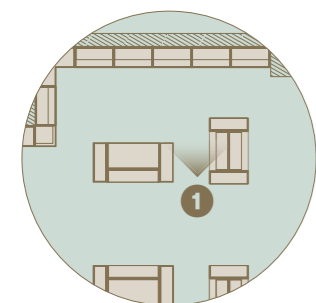


**1** Bancone cassa in melaminico Rovere.  
/Cash counter in Rovere melamine.

**2** Isola espositore composta da elementi Modul Box BeFace e basi a terra con vani a giorno.  
/Display island made of Modul Box BeFace and floor units with opened compartments.

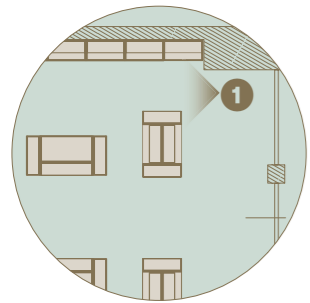


① Elementi Modul box Twist con vani a giorno, ante vasistas e ante battenti con maniglia Filo.  
 /Modul Box Twist elements with opened compartments, vasistas doors and swing doors with Filo handle.



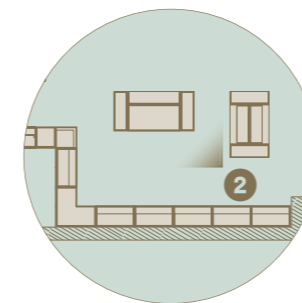
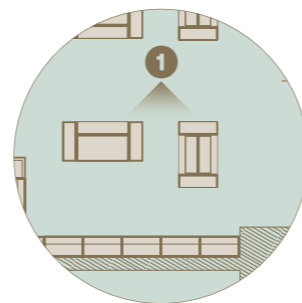
①







**1 2** Isole espositori composte da elementi Modul Box BeFace con vani a giorno, cassetti e sedute imbottite in tessuto Oregon S033.  
/Display island made of Modul Box BeFace elements with opened compartments, drawers and seating in Oregon S033 fabric.

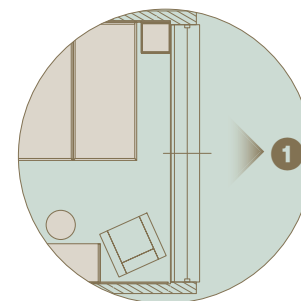


1



19

MQ



1 Vista della camera d'albergo dall'esterno  
/Hotel room from the outside.

Finiture: Canapa, Bronzo/Ecopelle S243  
Finishes: Canapa, Bronzo/S243 eco-leather

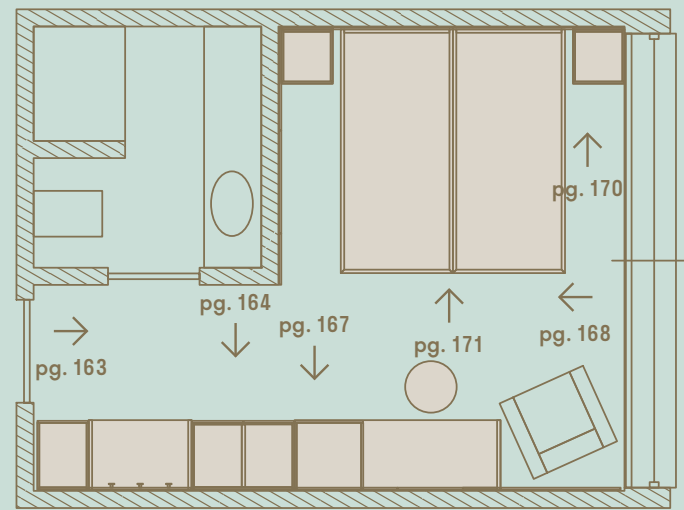
# CAMERA D'ALBERGO / HOTEL ROOM 19 MQ



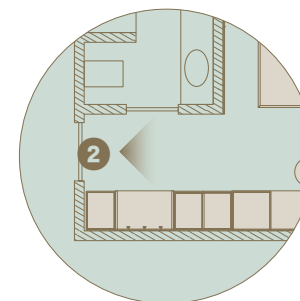
4000 mm

4750 mm


# CAMERA D'ALBERGO / HOTEL ROOM 19 MQ



←  
pg. 162



**2** Ingresso camera d'albergo.  
/Hotel room entrance.

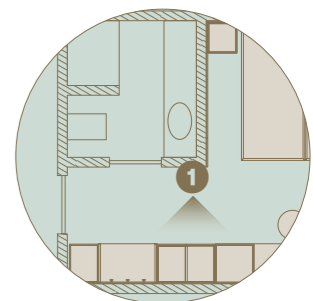




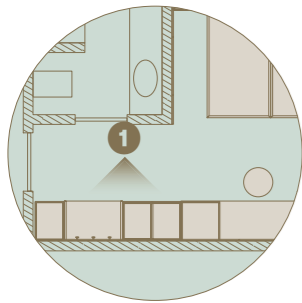
1



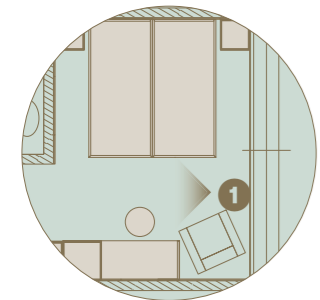
1 Armadi Modul Box con maniglia N59, cabina Alea con appendiabiti, posavaligia, scrittoio con vano frigo. /Modul Box wardrobes with N59 handle, Alea walk-in closet with clothes hanger, suitcase stand, desk and fridge compartment.



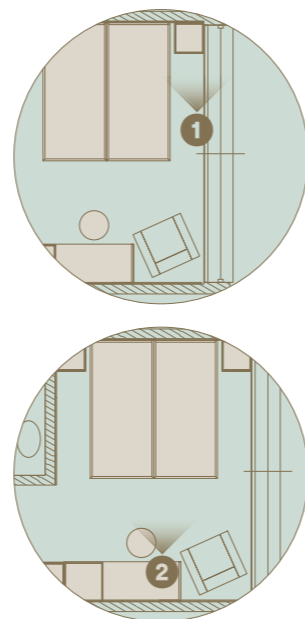
**1** Armadio Modul Box attrezzato con divisorio verticale, ripiani, tubo appendiabiti e illuminazione interna con faretto Tech./Modul Box wardrobe equipped with vertical partition, shelves, clothes hanger and internal lighting with Tech light.



① Armadi Modul Box con maniglia N59, cabina Alea con appendiabiti, posavaligia, scrittoio con vano frigo e pouf in ecopelle S243. Pannelli boiserie con cuscini imbottiti uso testiera in ecopelle S243, giroletto Alfa e comodini a giorno. / Modul Box wardrobes with N59 handle, Alea walk-in closet with clothes hanger, suitcase stand, desk and fridge compartment and pouf in S243 eco-leather. Boiserie panels with upholstered panels in S243 eco-leather, Alfa bed with night tables with opened compartments.



**1 2** Pannelli boiserie con cuscini imbottiti uso testiera in ecopelle S243, giroletto Alfa e comodini a giorno./Boiserie panels with upholstered panels in S243 eco-leather, Alfa bed with night table with opened compartments.



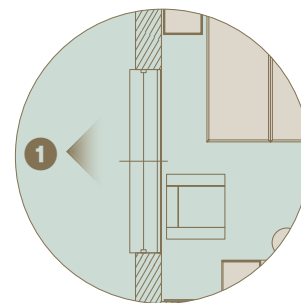
1



24

MQ

1 Vista dall'esterno della camera d'albergo.  
/External view of the hotel room.



Finiture: Cotto, Tortora/Ecopelle S243/Maniglia Filo  
Finishes: Cotto, Tortora/ S243 Eco-leather/Filo handle

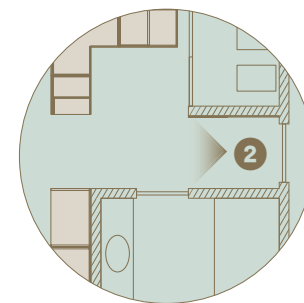
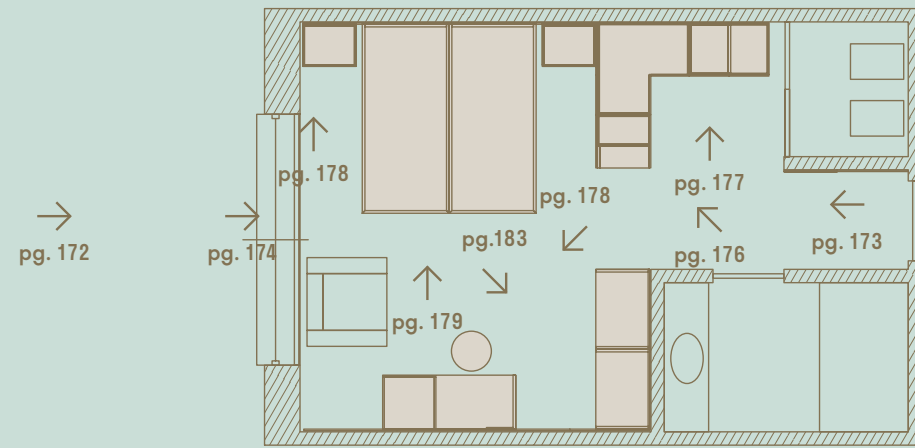
CAMERA D'ALBERGO / HOTEL ROOM  
24 MQ



4000 mm

6000 mm

# CAMERA D'ALBERGO / HOTEL ROOM 24 MQ



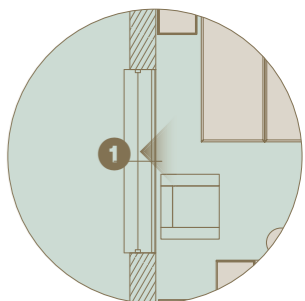
2



1

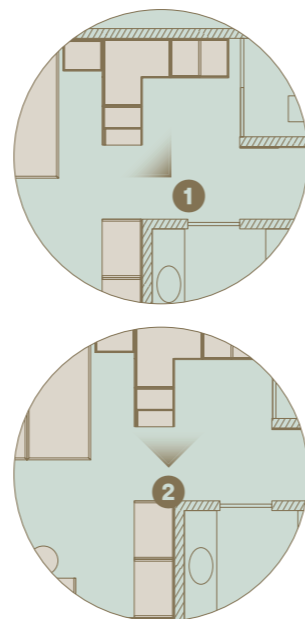


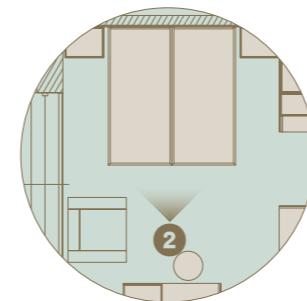
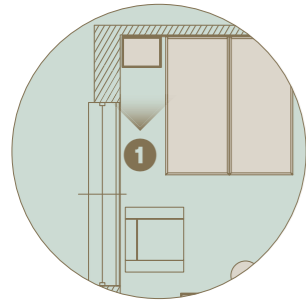
1 Pannelli boiserie con cuscini imbottiti uso testiera in ecopelle S243, giroletto Alfa e comodini con cassetto e vano a giorno. Mensole Alea con appendi abiti, posa valige ed elemento frigo, scrittoio Alfred con pouf./Boiserie panels with upholstered panels in S243 eco-leather, Alfa bed with night table with drawer and opened compartment. Alea wall unit with clothes hanger, suitcase stand and fridge element, Alfred desk with pouf.



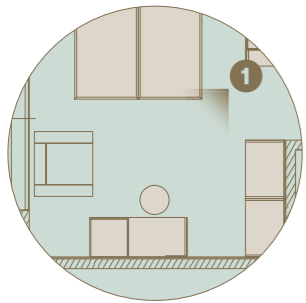


**1 2** Gardaroba composto da elementi Modul Box con elemento terminale a giorno./Wardrobe made of Modul Box elements with end module.

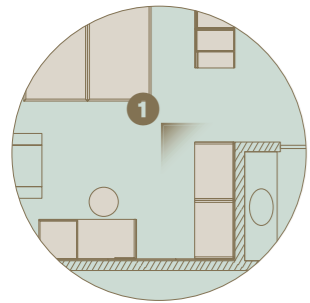




**1** Scrivania Alfred in finitura Tortora con  
basamento metallo brunito e pouf in ecopelle S243  
/ Alfred desk in Tortora melamine with burnished  
metal basement and S243 eco-leather pouf.



❶ Mensole Alea con appendi abiti, posa valige ed elemento frigo./Alea wall unit with clothes hanger, suitcase stand and fridge element.



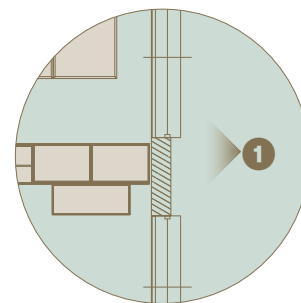
1



30

MQ

1 Vista dall'esterno dell'unità abitativa.  
/The flat from the outside.



Finiture: Seta, Rovere/Tessuto Oregon S035/Maniglia N56  
Finishes: Seta, Rovere/S035 Oregon fabric/N56 handle

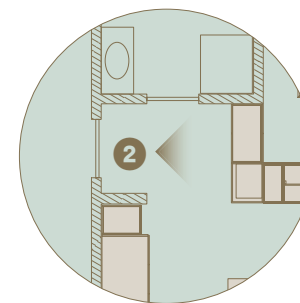
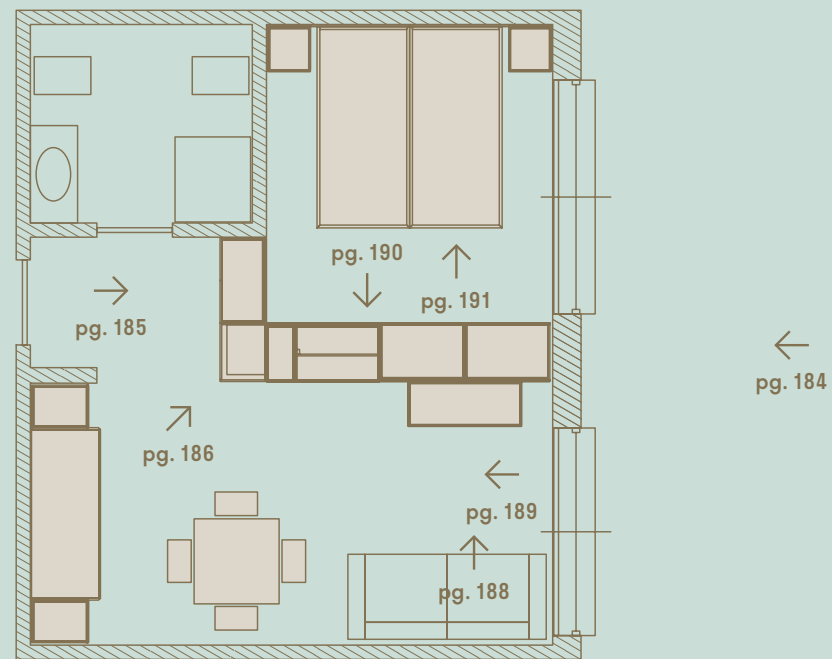
APARTHOTEL  
30 MQ



5800 mm

5100 mm

# APARTHOTEL 30 MQ



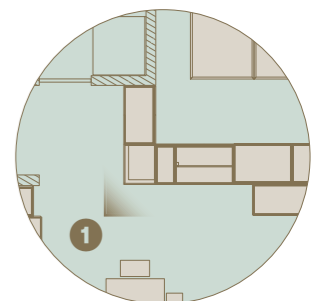
**2** Angolo rovescio con ante battenti, attrezzato con ripiani e illuminazione interna.  
/Outer corner module with hinged door, equipped with shelves and internal lighting.



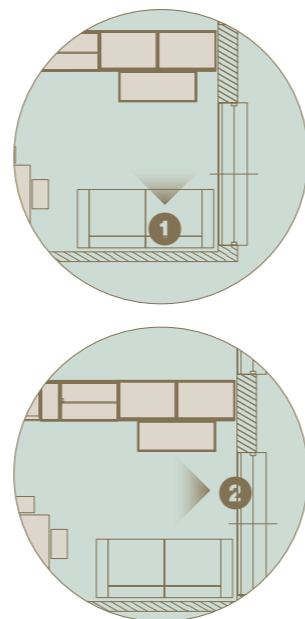
1



1 Zona giorno composta da elementi Modul Box BeFace, angolo rovescio, vano passante con porta battente, base a terra porta TV e mensole. /Day area made of Modul Box BeFace elements, outer corner module, door passage, floor unit for TV and shelves.



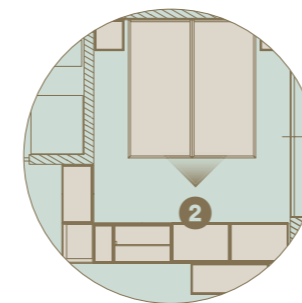
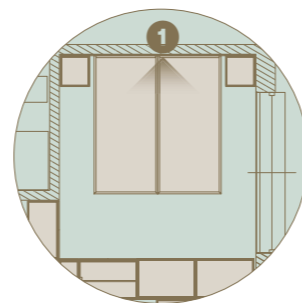






**1 2** Zona notte composta da elementi Modul Box BeFace, pannelli boiserie con cuscini imbottiti uso testiera in tessuto Oregon S035, comodini con vano a giorno e giroletto Alfa.

/ Night area made of Modul Box BeFace elements, boiserie panels with upholstered headboard for Alfa bed, night tables with opened compartments.



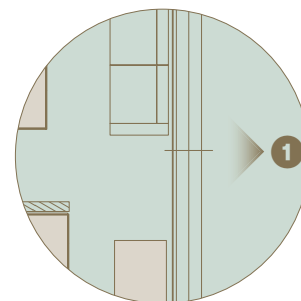
1



24


MQ

1 Vista dall'esterno dello studentato.  
/View of the student residence from the outside.



Finiture: Rovere, Canapa, Bronzo/Ecopelle S249/Maniglia N56  
Finishes: Rovere, Canapa, Bronzo/S249 Eco-leather/N56 handle

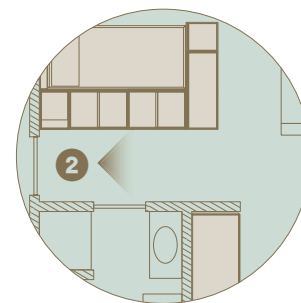
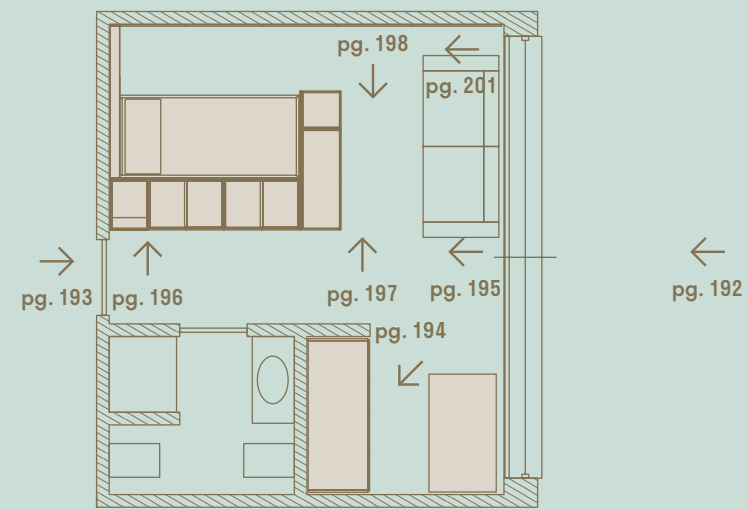
# STUDENTATO / STUDENT RESIDENCE 24 MQ



5100 mm

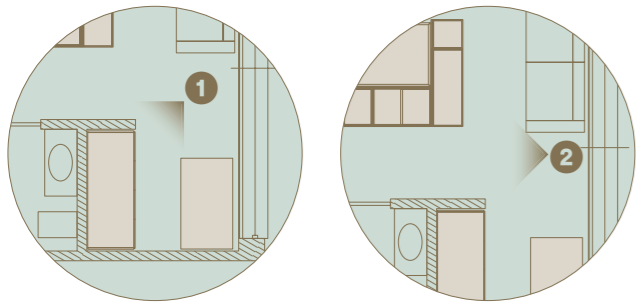
4700 mm

# STUDENTATO / STUDENT RESIDENCE 24 MQ



**2** Ingresso monolocale composto da armadio Modul Box BeFace con maniglia N56.  
/Entrance of the studio flat designed with Modul Box BeFace wardrobe with N56 handle.



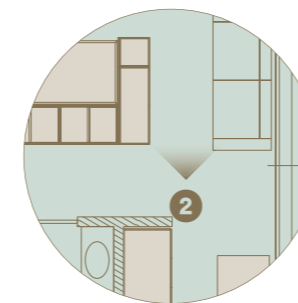
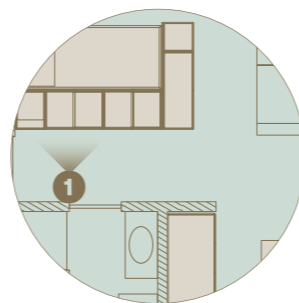


**1** Gruppo funzionale con ante a soffietto, attrezzato internamente di cucina e dispensa. / Technical group with folding doors, equipped with kitchen and food storage.

**2** Vista generale del monocale. / View of the studio flat.

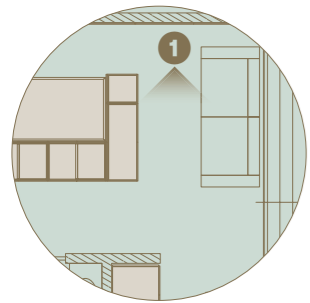


**1** Elementi Modul Box e Modul Box Twist BeFace che dividono l'ingresso dalla zona notte.  
/Modul Box e Modul Box Twist BeFace elements used to divide the entrance from the night area.



**2** Elementi Modul Box BeFace basi a terra con cassetti, cassettoni e ante battenti per zona TV.  
/Modul Box BeFace floor units with drawers and swing doors to use as TV zone.

1

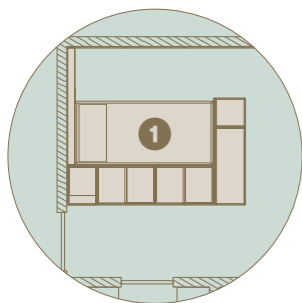




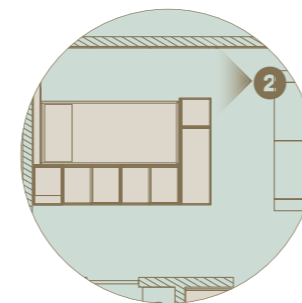
1



1 Pannelli boiserie con pannello imbottito in ecopelle S249, letto XL con cassettoni estraibili.  
/Boiserie panels with upholstered panel in S249 eco-leather, XL bed with movable drawers.



2



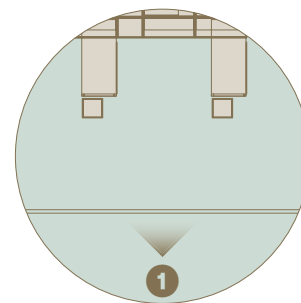
1



80

MQ

1 Vista dall'esterno dell'ambiente ufficio.  
/Office view from the outside.



Finiture: Rovere, Canapa, Bronzo/Ecopelle S243/Maniglia N51  
Finishes: Rovere, Canapa, Bronzo/S243 Eco-leather/N51 handle

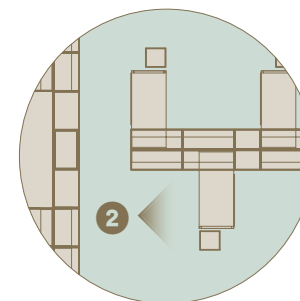
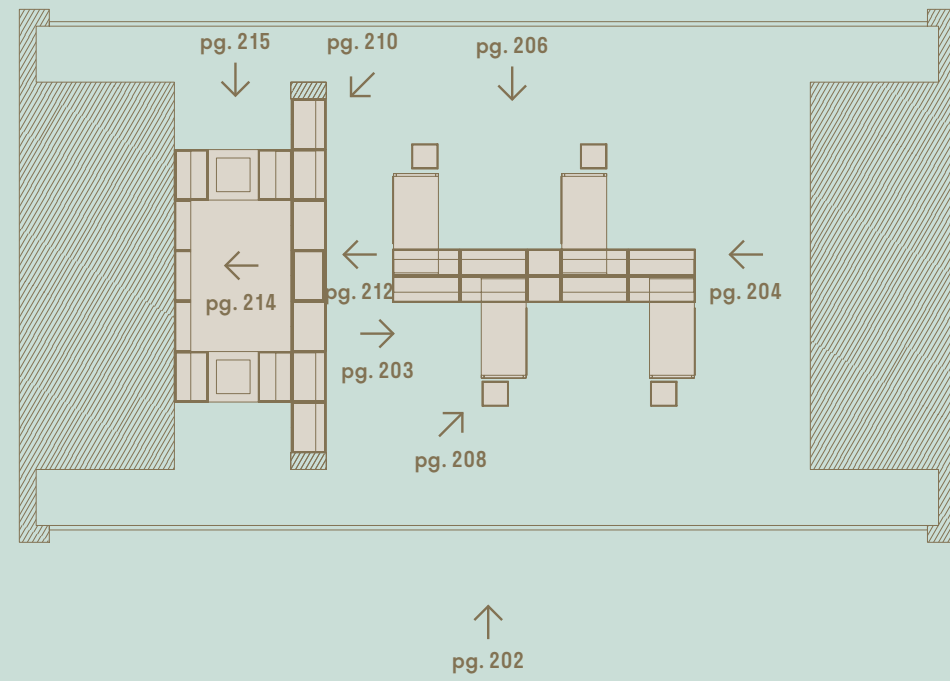
UFFICIO / OFFICE  
80 MQ



7000 mm

11400 mm

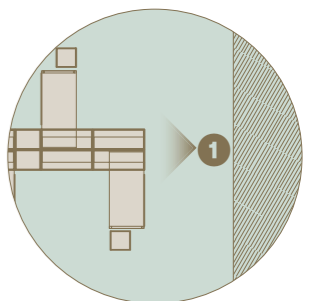
# UFFICIO / OFFICE 80 MQ



**2** Elementi Modul Box Twist con vani a giorno e cassettoni che dividono l'ambiente ufficio in diverse postazioni./Modul Box Twist elements with open compartments and drawers that separate the office in work stations.

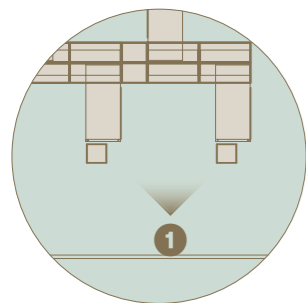


1



**1** Isola centrale arredata con elementi Modul Box Twist con vani a giorno e cassettoni, scrivanie in appoggio con gambe inclinate e cassettiere su ruote.  
 /Island designed with Modul Box Twist elements with opened compartments and drawers, desk with inclined leg and chest of drawers on wheels.

**1**

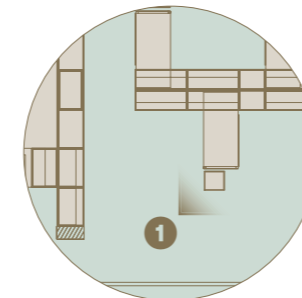


1

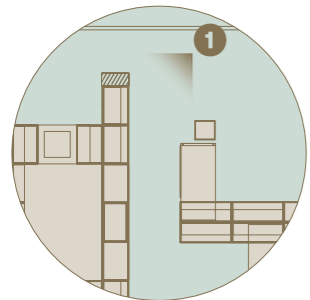


- 1 Cassetiera su ruote.  
/Chest of drawers on wheels.
- 2 Cassettone attrezzato con classificatori.  
/Drawer equipped with folder classifier.

2



1

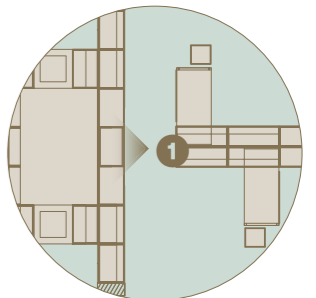




1

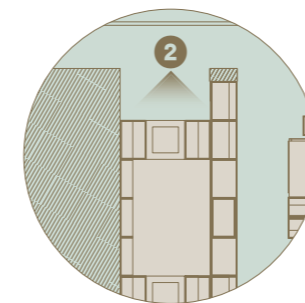
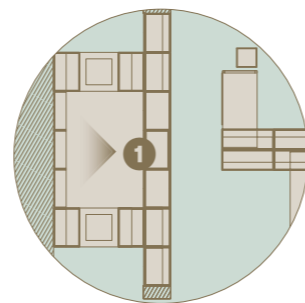


1 Elementi Modul Box e Modul Box Twist BeFace con vano passante con apertura a soffietto dividono zona operativa da zona meeting e relax. /Modul Box and Modul Box Twist BeFace elements with passage module with fold opening doors used to separate operational area from meeting and relax area.





**1** Zona relax composta da elementi Modul Box e tavolino Arket./Relax zone designed with Modul Box elements and Arket table.



**2** Area meeting composta da elementi Modul Box Twist con sedute imbottite in ecopelle S243 e tavoli Arket./Meeting area designed with Modul Box Twist elements with seating in S243 eco-leather and Arket tables.

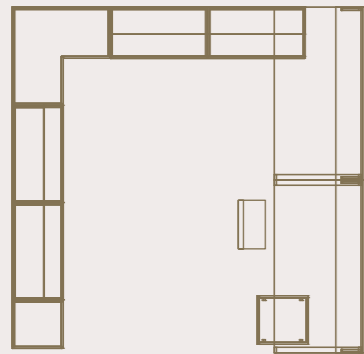
## SUGGESTIONS

Ufficio / Office


Soluzione/Solution 14

Reception

Elementi Modul Box e Modul Box Twist, basi a terra e mensole. Scrivanie con gamba in metallo e alzatina.  
/Modul Box and Modul Box Twist elements, floor units and shelves. Desks with metal basement.

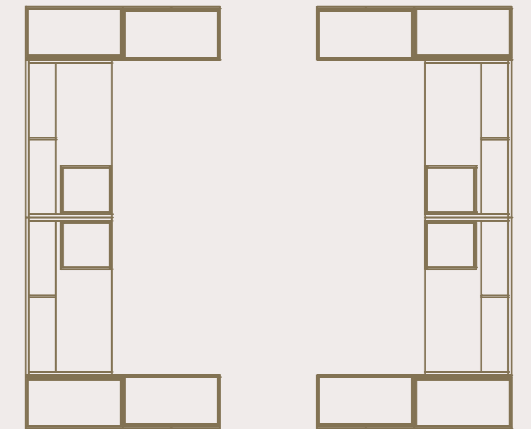


Soluzione/Solution 15  
Postazioni operative/Workstations  
Elementi Modul Box Twist e Modul Box Twist BeFace  
con ante battenti, scrivanie in appoggio con pannelli  
divisori, sedie Post30.  
/Modul Box Twist and Modul Box Twist BeFace with  
swing doors, desks with dividing panels, Post30  
chairs.



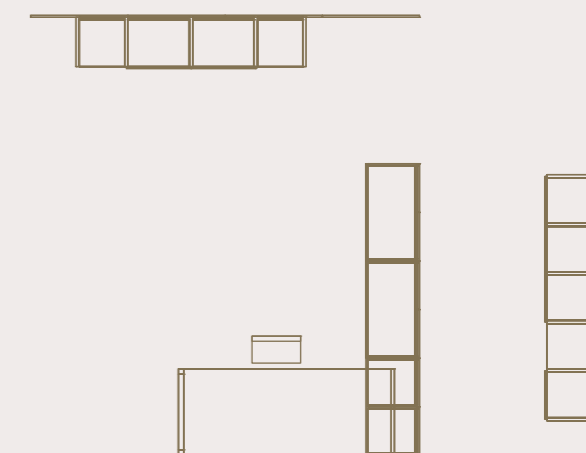


Soluzione/Solution 16  
Reception  
Elementi Modul Box BeFace con ante battenti e con  
vani a giorno, banconi reception, sedie Post30.  
/Modul Box BeFace elements with swing doors and  
opened compartments, receptions, Post30 chairs.

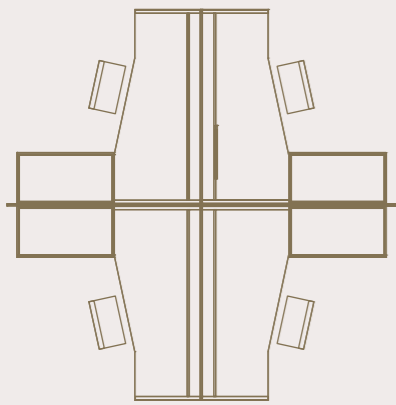




Soluzione/Solution 17  
Postazione manager/Manager workstation  
Librerie a spalla con ante battenti e maniglia N51, basi  
a terra BeFace, scrivania con gamba in metallo, sedia  
Elodie./Modular bookcase with swing door and N51  
handle, BeFace floor units, desk with metal basement,  
Elodie chair.



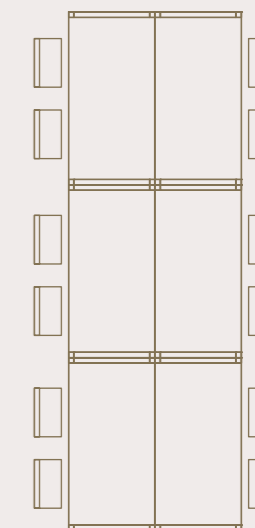
Soluzione/Solution 18  
Postazioni operative/Workstations  
Postazioni ufficio composte da scrivanie sagomate,  
basi a terra, divisori verticali e sedie Post30.  
/Workstations made of shaped desks, floor units,  
vertical dividers and Post30 chairs.







Soluzione/Solution 19  
Sala riunioni/Meeting room  
Libreria a spalla con ante battenti e maniglia N51,  
pannelli a muro e basi a terra, scrivanie con gambe  
in metallo, sedie post30./Modular bookcase with  
swing doors and N51 handle, wall panels and floor  
units, desks with metal basements, Post30 chairs.

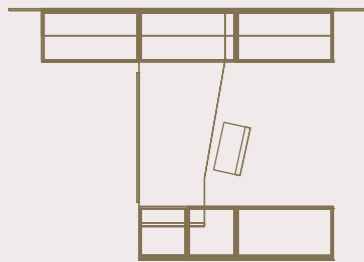


Soluzione/Solution 20

Postazione operativa/Workstation

Pannelli a muro con mensole, pensili con ante a ribalta e vano a giorno, scrivania in appoggio su basi a terra BeFace, sedia Elodie.

/Wall panels with shelves, wall units with flap doors and opened compartments, desk rested on BeFace floor units, Elodie chair.



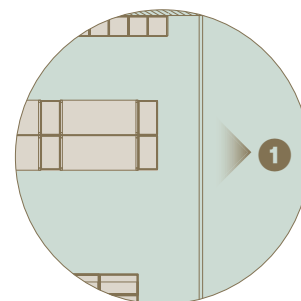
1



90


MQ

1 Vista dall'esterno dell'ambiente ufficio.  
/Office view from the outside.



Finiture: Bianco, Grigio, Seta/Maniglia N52  
Finishes: Bianco, Grigio, Seta/N52 handle

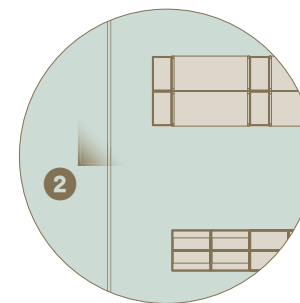
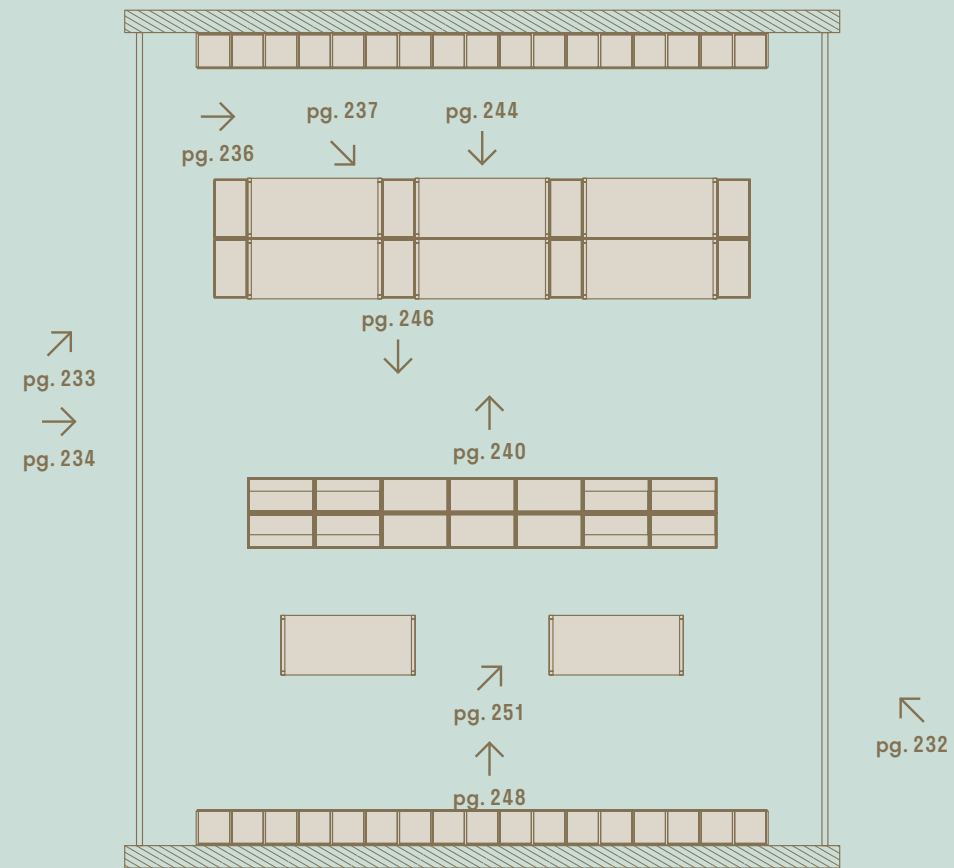
UFFICIO / OFFICE  
90 MQ



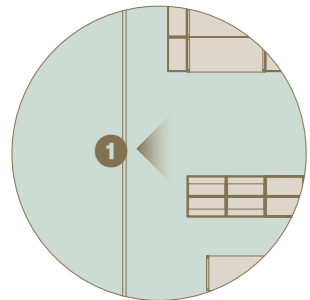
9600 mm

9300 mm

# UFFICIO / OFFICE 90 MQ

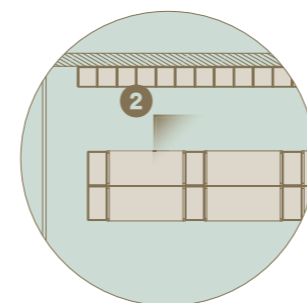
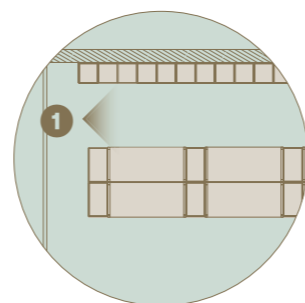


1





**1** Libreria a spalla con ante battenti e maniglia N52, scrivanie con gambe in metallo e sedie Post30./Modular bookcase with swing door and N52 handle, desks with metal basements and Post30 chairs.



**2** Colonna Tower con cesto estraibile attrezzato di ripiani, utile come divisorio fra postazioni di lavoro./Tower column with removable basket equipped with shelves, useful to divide workstations.

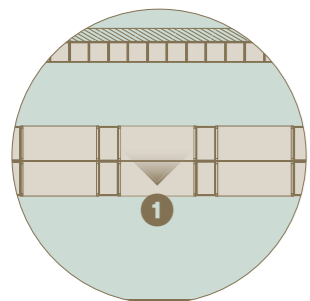
**1** Cassetto in metallo con serratura  
posizionato sotto la scrivania.  
/Metal drawer with locker under the desk.



**2** Passacavi magnetico applicato alla gamba  
della scrivania./Magnetic fairlead applied to the  
table basement.



1




**1 2** Torretta da incasso con prese Schuko, prese USB e modulo ad induzione per ricarica Wireless./Built-in tower with Schuko sockets, USB sockets and wireless charger.

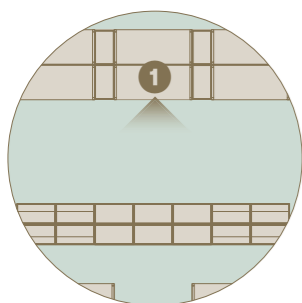
**1**



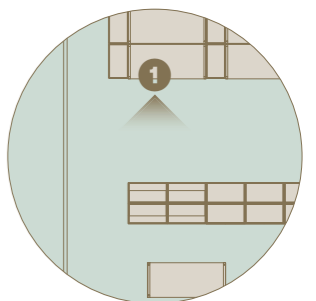
**2**



1



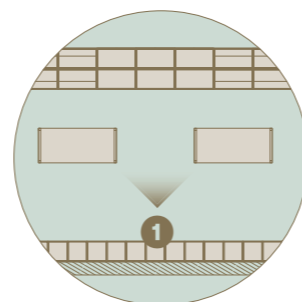
1



1



1 Scrivanie regolabili in altezza con sgabello Leo.  
/Height-adjustable desks with Leo stool.

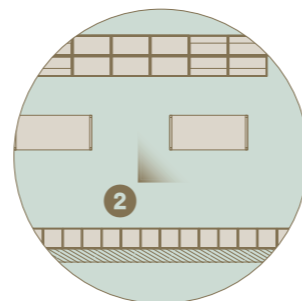


2 Troller in metallo su ruote con serratura.  
/Metal Troller on wheels with locker system.

2



**1 2** Scrivanie regolabili in altezza tramite comandi elettronici e sgabello Leo.  
/Height-adjustable desks with electronic controls and Leo stool.



## INFORMAZIONI TECNICHE / TECHNICAL INFORMATION

<b>Armadi / Wardrobes</b>	<b>P.253</b>
<b>Tagli a misura / Customization</b>	<b>P.259</b>
<b>Gruppi funzionali Home-office / Home-office technical groups</b>	<b>P.263</b>
<b>Gruppi funzionali dispensa / Storage technical groups</b>	<b>P.266</b>
<b>Gruppi funzionali lavanderia / Laundry technical groups</b>	<b>P.270</b>
<b>Letti polifunzionali / Polifunctional beds</b>	<b>P.278</b>
<b>Attrezzatura interna - Divisioni interne / Internal equipment - Internal partitions</b>	<b>P.288</b>
<b>Maniglie / Handles</b>	<b>P.294</b>
<b>Finiture / Finishes</b>	<b>P.298</b>

Dimensioni/Dimensions:

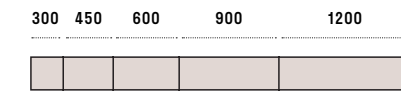
Larghezza/Width: 300, 450, 600, 900, 1200 - Angolo/Corner module

Profondità/Depth: 310 - Ante battenti/Swing doors

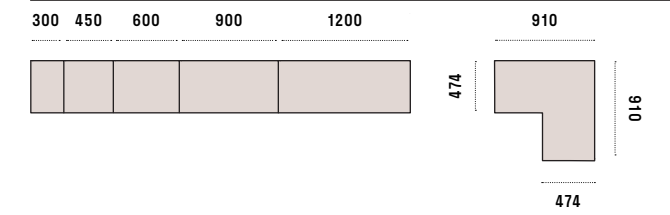
474 - Ante battenti/Swing doors,  
Cassetti/Drawers, Cassettoni/High drawers

607 - Ante battenti/Swing doors,  
Cassetti/Drawers, Cassettoni/High drawers

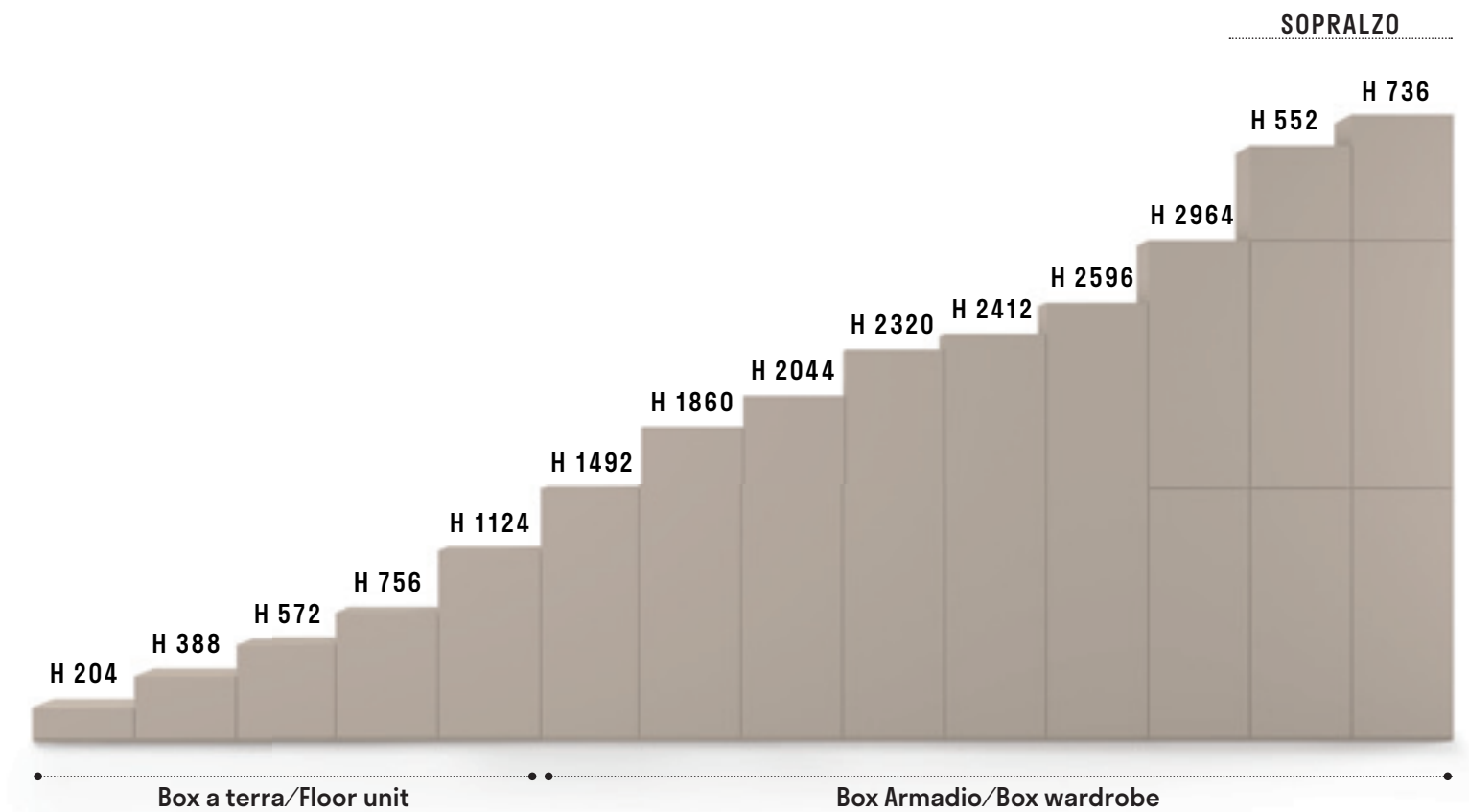
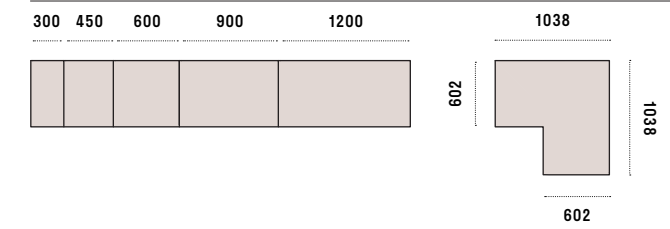
P/D: 310



P/D: 474



P/D: 602





**Dimensioni/Dimensions:**

Larghezza vani/Compartments width: 425, 575, 875, 1175

Fianchi, Tramezze/Side panels, Partitions: sp.25/th.25

Profondità/Depth: 474, 602 - Ante battenti

/Swing doors, Cassetti

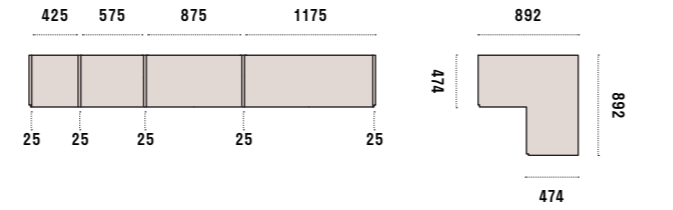
/Drawers, Cassettoni

/High drawers

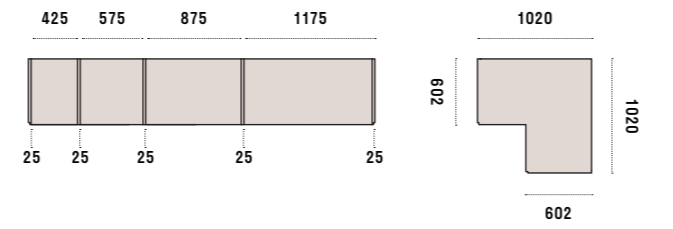
Finitura di struttura Seta

/Structure finish Seta

**P/D: 474**



**P/D: 602**



**Dimensioni/Dimensions:**

Larghezza vani/Compartments width: 725, 875, 1175

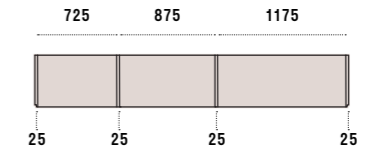
Fianchi, Tramezze/Side panels, Partitions: sp.25/th.25

Profondità/Depth: 492/542 - 620/670


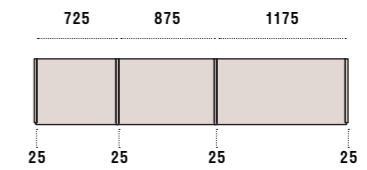
Finitura di struttura Seta

/Structure finish Seta

**P/D: 492/542**



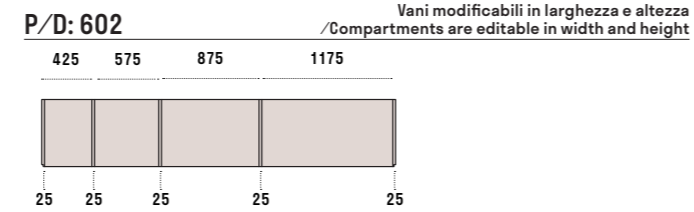
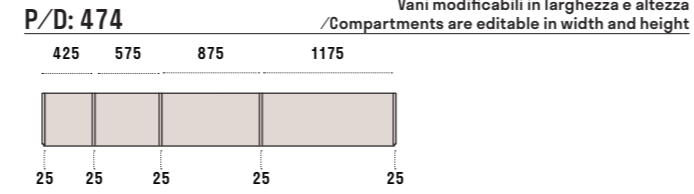
**P/D: 620/670**



**Dimensioni/Dimensions:**

Profondità/Depth: 474, 602 solo ante battenti  
/only swing doors

Finitura di struttura Seta  
/Structure finish Seta

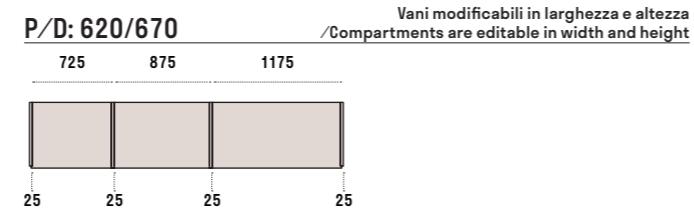
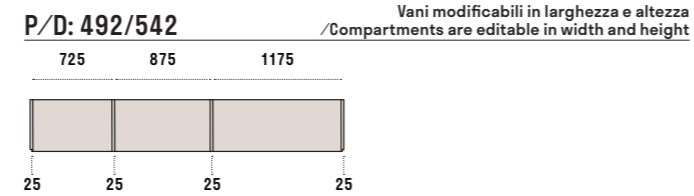


**Dimensioni/Dimensions:**

Profondità/Depth: 492/542 - 620/670 ante scorrevoli  
/sliding doors

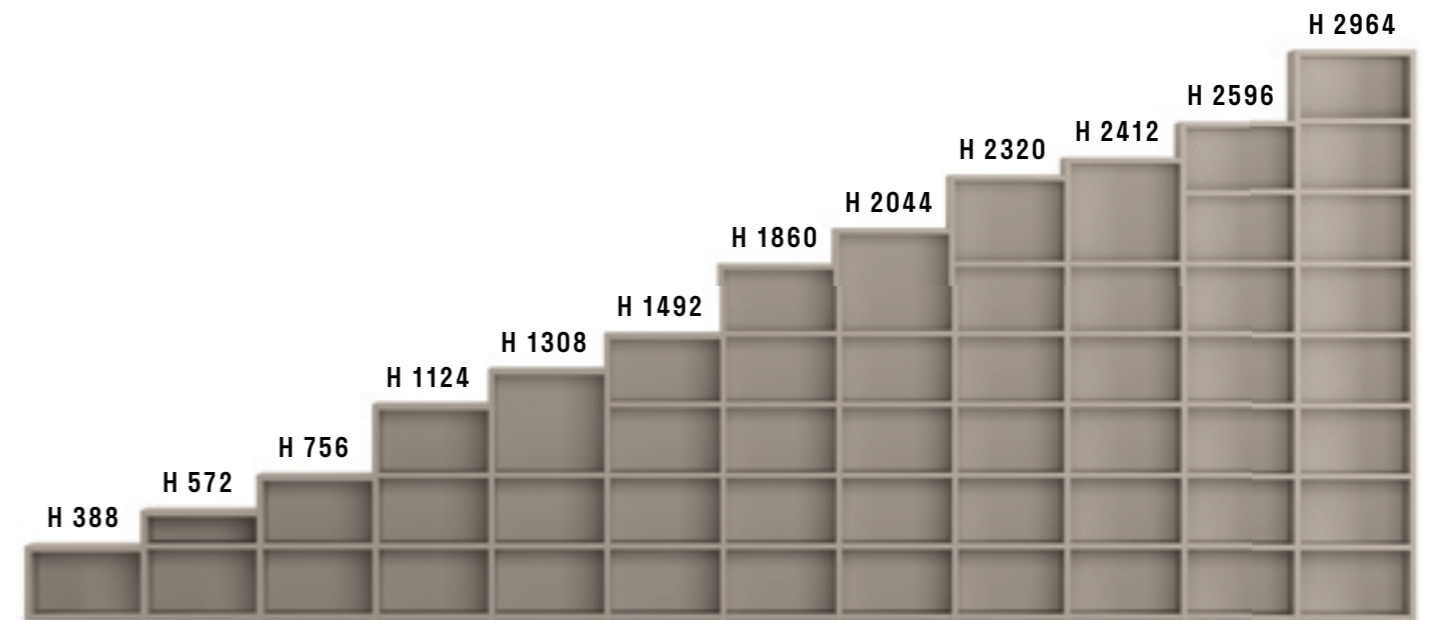


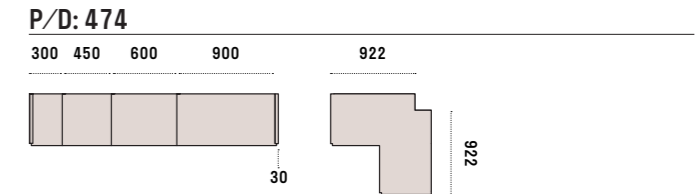
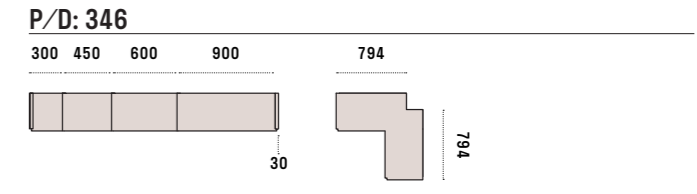
Finitura di struttura Seta  
/Structure finish Seta

Vano L. 725 non riducibile in larghezza  
/L. 725 Compartments cannot be reduced in width



**Dimensioni/Dimensions:**

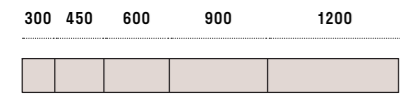
Larghezza vani/Compartments width: 300, 450, 600, 900,  
Fianchi/Side panels: sp.30/th.30  
Profondità/Depth: 346, 474 - Ante battenti/Swing doors, Cassetti  
/Drawers, Cassettoni/High drawers,  
Ribalte/Dropdown doors, Vasistas/Vasistas doors



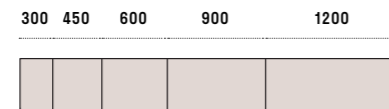
Dimensioni/Dimensions:

Larghezze pensili/Wall units width: 300, 450, 600, 900, 1200  
 Profondità/Depth: 474 - Ante battenti/Swing doors, Cassetti/Drawers, Cassettoni/High drawers  
 310 - Ante battenti/Swing doors

P/D: 310



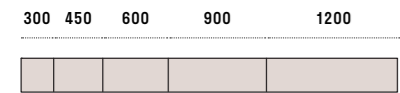
P/D: 474




Dimensioni/Dimensions:

Larghezze basi a terra/Floor units width: 300, 450, 600, 900, 1200  
 Profondità/Depth: 474, 602 - Ante battenti/Swing doors, Cassetti/Drawers, Cassettoni/High drawers  
 310 - Ante battenti/Swing doors


P/D: 310



P/D: 474



P/D: 602

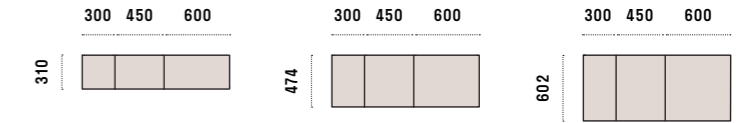


Dimensioni/Dimensions:


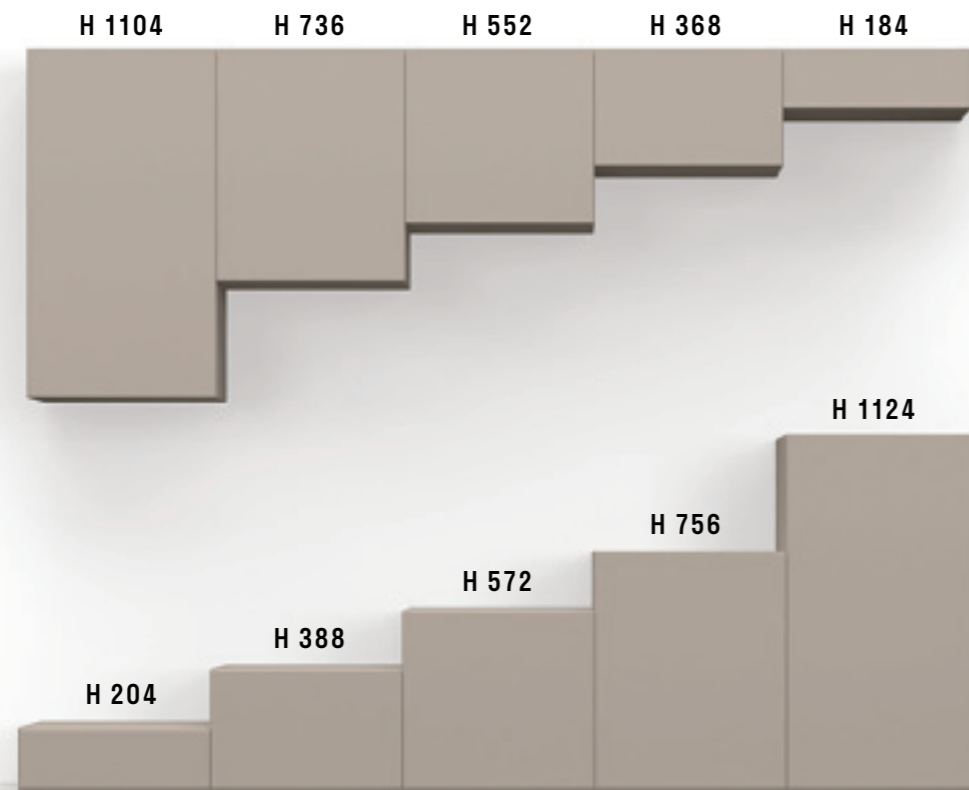
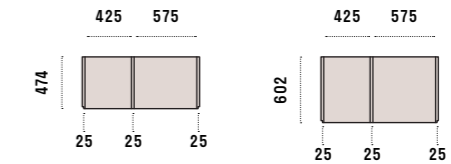
Larghezze Modul Box/Modul box width: 300, 450, 600  
 Larghezze Modul Spalla/Modul Spalla width: 425, 575  
 Profondità/Depth: 474, 602 - Ante battenti/Swing doors, Cassetti/Drawers, Cassettoni/High drawers  
 310 - Ante battenti/Swing doors

Finitura di struttura Modul Spalla Seta  
 /Modul Spalla structure finish Seta

Modul Box

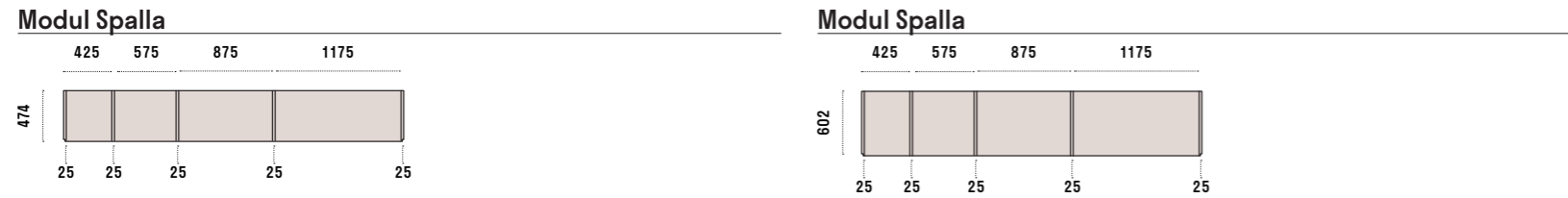
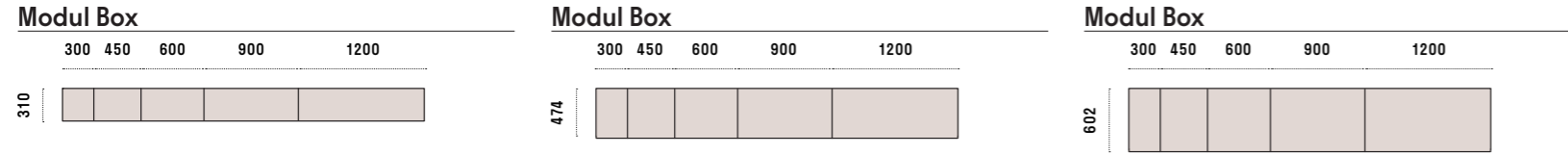


Modul Spalla




Dimensioni/Dimensions:

Larghezza Modul Box/Modul box width: 300, 450, 600, 900, 1200  
 Larghezza Modul Spalla/Modul Spalla width: 425, 575, 875, 1175  
 Profondità/Depth: 474, 602 - Ante battenti/Swing doors,  
 Cassetti/Drawers, Cassettoni/High drawers  
 310 - Ante battenti/Swing doors



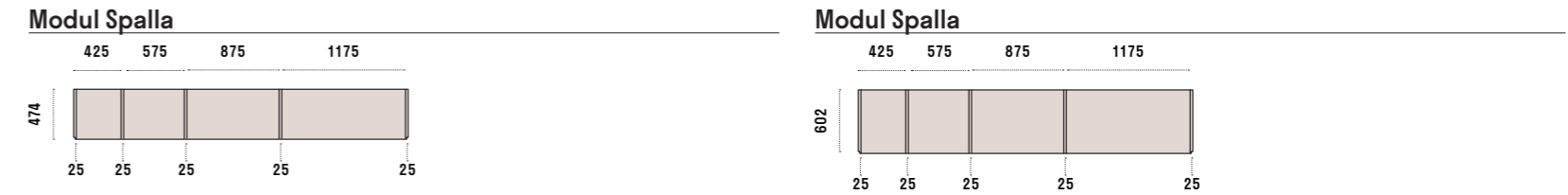
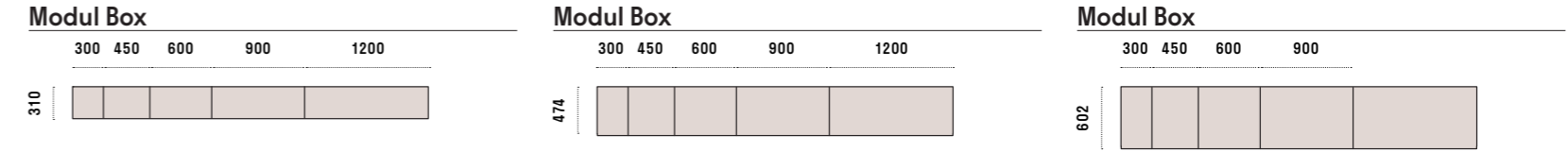
Finitura di struttura Modul Spalla Seta  
/Modul Spalla structure finish Seta



Dimensioni/Dimensions:

Verticale/Vertical  
 Altezza Max/Max height: 2740  
 Larghezza minima/Min width: 60  
 Larghezza Max/Max width: 300

Orizzontale/Horizontal  
 Altezza min/Min height: 60  
 Altezza max/Max height: 300  
 Larghezza max/Max width: 2740

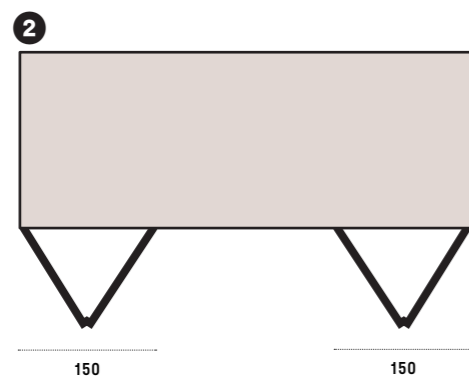
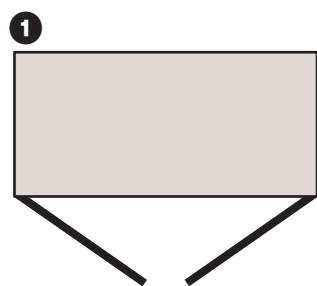


Finitura di struttura Modul Spalla Seta  
/Modul Spalla structure finish Seta



Tipologie di aperture ante/Types of door opening

- 1 Anta battente (Modul Box, Modul Spalla, Gruppi Funzionali)  
/Swing doors (Modul Box, Modul Spalla, Technical groups)
- 2 Anta soffietto (Modul Box, Modul Spalla, Gruppi Funzionali)  
/Folding doors (Modul Box, Modul Spalla, Technical groups)
- 3 Anta pacchetto (Modul Spalla, Gruppi Funzionali)  
/Total opening (Modul Spalla, Technical groups)



Dimensioni/Dimensions:

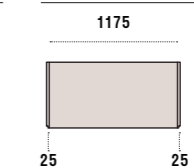
Larghezza/Width: 1225

Profondità/Depth: 602

Altezza/Height: 2320, 2412, 2596

Apertura ante / Doors opening: Battente, soffietto,  
pacchetto/Swing, folding  
and total opening

P/D: 602



Finitura di struttura Seta  
/Structure finish Seta



**Dimensioni/Dimensions:**

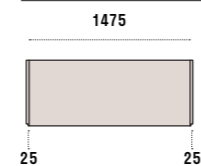
Larghezza/Width: 1525

Profondità/Depth: 602

Altezza/Height: 2320, 2412, 2596

Apertura ante/Doors opening: Battente - soffietto, battente - pacchetto  
/Swing - folding and swing - total opening

**P/D: 602**



Finitura di struttura Seta  
/Structure finish Seta



**Dimensioni/Dimensions:**

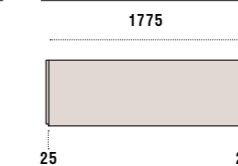
Larghezza/Width: 1825

Profondità/Depth : 602

Altezza/Height: 2320, 2412, 2596

Apertura ante/Doors opening: Soffietto, pacchetto  
/Folding opening, total opening

**P/D: 602**



Finitura di struttura Seta  
/Structure finish Seta



**Dimensioni/Dimensions:**

Larghezza/Width: 1225

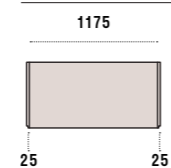
Profondità/Depth: 602

Altezza/Height: 2320, 2412

Apertura ante/Doors opening: Battente, soffietto, pacchetto  
/Swing, folding and total opening

Finitura di struttura Seta  
/Structure finish Seta

**P/D: 602**



**Dimensioni/Dimensions:**

Larghezza/Width: 1525

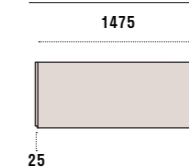
Profondità/Depth: 602

Altezza/Height: 2320, 2412

Apertura ante/Doors opening: Battente - soffietto, battente - pacchetto  
/Swing - folding and swing - total opening

Finitura di struttura Seta  
/Structure finish Seta

**P/D: 602**



**Dimensioni/Dimensions:**

Larghezza/Width: 1825

Profondità/Depth: 602

Altezza/Height: 2320, 2412

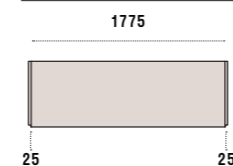
Apertura ante/Doors opening: Soffietto, pacchetto

/Folding opening and total opening

Finitura di struttura Seta

/Structure finish Seta

P/D: 602



**Dimensioni/Dimensions:**

Larghezza/Width: 1825, 2425

Profondità/Depth: 730

Altezza/Height: 2320

Apertura ante/Doors opening: Soffietto, pacchetto

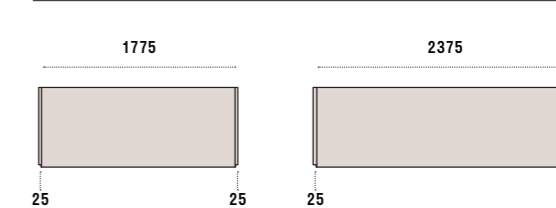
/Folding and total opening

Vano interno si può arredare con: cucina, dispensa, lavanderia, ecc...  
/The interior compartment it can be equipped with kitchen, storage, laundry, etcetera

Finitura di struttura Seta

/Structure finish Seta

P/D: 730







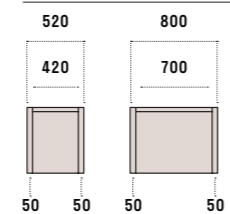
**Dimensioni/Dimensions:**

Larghezza/Width: 520, 800  
Profondità/Depth: 602, 730  
Altezza/Height: 990

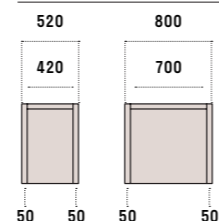
Vano Lavatrice - Asciugatrice a giorno  
o con serrandina di chiusura/Washing machine  
and dryer compartment with rolling shutter

Finiture sistema 50: Bianco, Seta, Rovere  
/50 system finishes: Bianco, Seta, Rovere

**P/D: 602**



**P/D: 730**



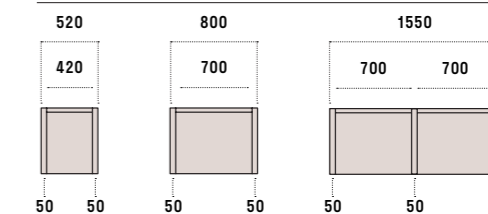
**Dimensioni/Dimensions:**

Larghezza/Width: 520, 800, 1550  
Profondità/Depth: 602, 730  
Altezza/Height: 1860

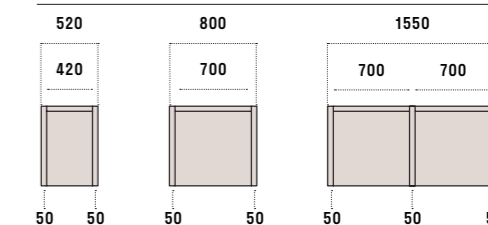
Vano Lavatrice - Asciugatrice a giorno o con serrandina di chiusura  
/Washing machine and dryer compartment with rolling shutter

Finiture sistema 50: Bianco, Seta, Rovere  
/50 system finishes: Bianco, Seta, Rovere

**P/D: 602**



**P/D: 730**



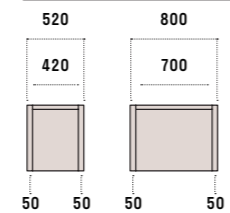
**Dimensioni/Dimensions:**

Larghezza/Width: 520, 800  
Profondità/Depth: 602, 730  
Altezza/Height: 1492

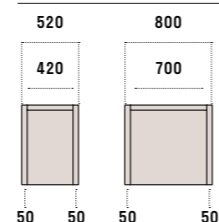
Vano Lavatrice - Asciugatrice a giorno  
o con serrandina di chiusura/Washing machine  
and dryer compartment with rolling shutter

Finiture sistema 50: Bianco, Seta, Rovere  
/50 system finishes: Bianco, Seta, Rovere

**P/D: 602**



**P/D: 730**



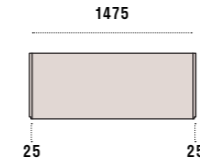
**Dimensioni/Dimensions:**

Larghezza/Width: 1525  
Profondità/Depth: 602, 730  
Altezza/Height: 2044, 2320, 2412, 2596  
Apertura ante/Doors opening: Battente - soffietto, battente - pacchetto  
/Swing - folding and swing - total opening

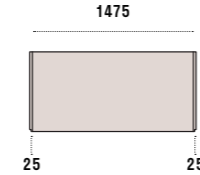
**Finitura di struttura Seta**  
/Structure finish Seta



**P/D: 602**



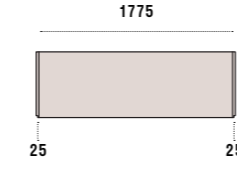
**P/D: 730**



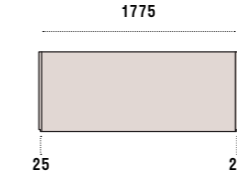
**Dimensioni/Dimensions:**

Larghezza/Width: 1825  
Profondità/Depth: 602, 730  
Altezza/Height: 2320, 2412, 2596  
Apertura ante/Doors opening: Soffietto, pacchetto  
/Folding opening and Total opening

**P/D: 602**



**P/D: 730**



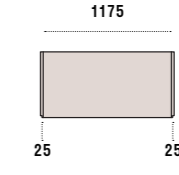
**Finitura di struttura Seta**  
/Structure finish Seta



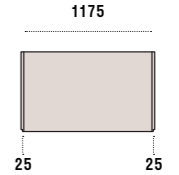
**Dimensioni/Dimensions:**

Larghezza/Width: 1225  
Profondità/Depth: 602, 730  
Altezza/Height: 2320, 2412, 2596  
Apertura ante/Doors opening: Battente, soffietto, pacchetto  
/Swing, folding and total opening

**P/D: 602**



**P/D: 730**



**Finitura di struttura Seta**  
/Structure finish Seta



**Dimensioni/Dimensions:**

Larghezza/Width: 900, 1200

Profondità/Depth: 602

Altezza/Height: 1492, 1860, 2044,  
2320, 2412, 2596

Apertura ante/Doors opening: Battente/Swing opening

P/D: 602

900 1200



**Dimensioni/Dimensions:**

Larghezza/Width: 900, 1200

Profondità/Depth: 602

Altezza/Height: 1492, 1860, 2044,  
2320, 2412, 2596

Apertura ante/Doors opening: Battente, soffietto  
/Swing and fold  
opening

P/D: 602

900 1200



**Dimensioni/Dimensions:**

Larghezza/Width: 900, 1200

Profondità/Depth: 602

Altezza/Height: 2596

Apertura ante/Doors opening: Battente  
/Swing opening

P/D: 602

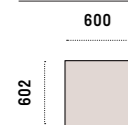
900 1200



**Dimensioni/Dimensions:**

Larghezza/Width: 600  
Profondità/Depth: 602  
Altezza/Height: 940  
Apertura ante/Doors opening: Battente  
/Swing opening

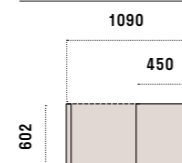
**P/D: 602**



**Dimensioni/Dimensions:**

Larghezza/Width: 1090  
Profondità/Depth: 602  
Altezza/Height: 940  
Apertura ante/Doors opening: Battente  
/Swing opening

**P/D: 602**



Letto polifunzionale Nikai singolo  
/Nikai polifunctional bed

P/D: 328 > 1160

H: 1140

P/D: 456 > 1190

H: 1140




P/D: 584 > 1190

H: 1140

2050

2050

2050



Letto polifunzionale Nikai doppio  
/Nikai polifunctional bed

P/D: 328 > 1160  
2050



H: 2250

P/D: 456 > 1190  
2050

H: 2250

P/D: 584 > 1190  
2050

H: 2250



Letto polifunzionale Magic  
/Magic polifunctional bed

P/D: 328 > 2170

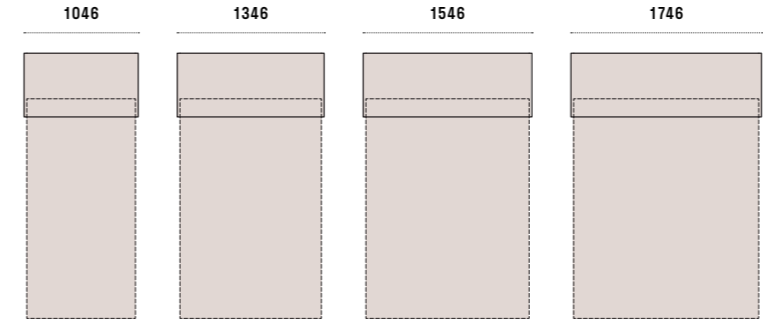
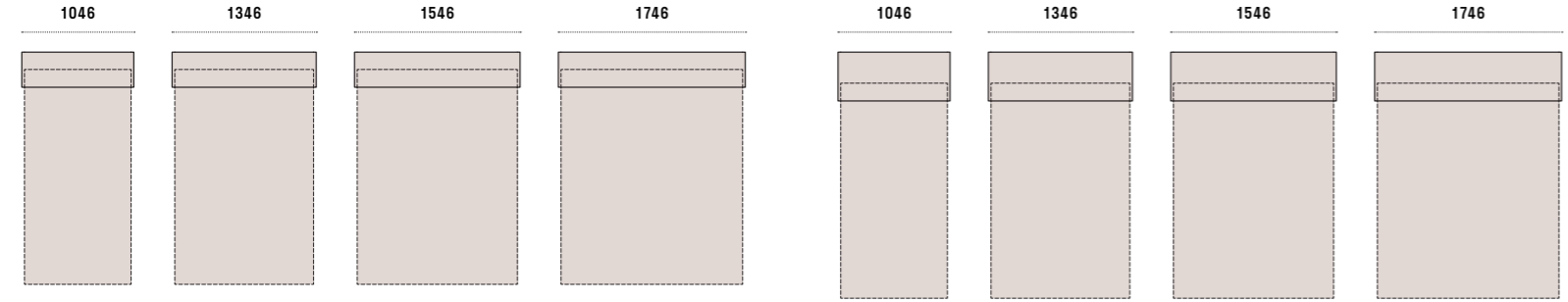
H: 2320, 2412, 2596, 2964

P/D: 456 > 2300

H: 2320, 2412, 2596, 2964

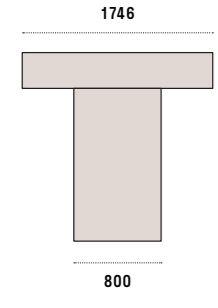
P/D: 584 > 2430

H: 2320, 2412, 2596, 2964



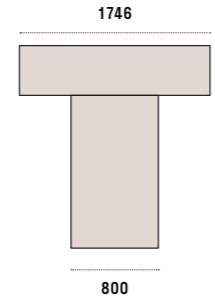
Letto polifunzionale Magic con tavolo  
/Magic polifunctional bed with table

P/D: 328 > 1715



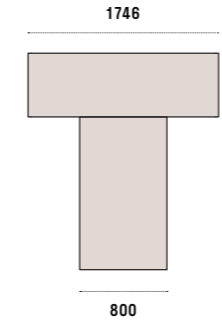
H: 2320, 2412, 2596, 2964

P/D: 456 > 1845



H: 2320, 2412, 2596, 2964

P/D: 584 > 1970



H: 2320, 2412, 2596, 2964





Letto polifunzionale Magic con divano  
/Magic polifunctional bed with sofa

P/D: 328 > 1228

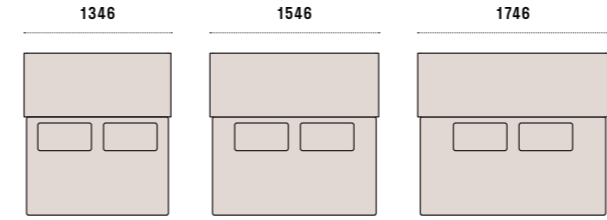
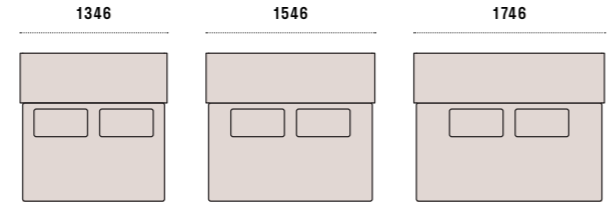
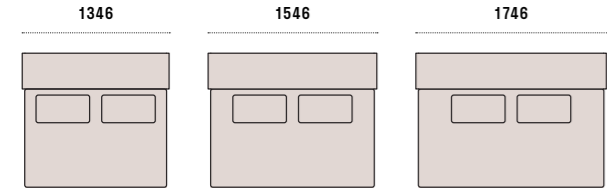
H: 2320, 2412, 2596, 2964

P/D: 456 > 1356

H: 2320, 2412, 2596, 2964

P/D: 584 > 1484

H: 2320, 2412, 2596, 2964





Portapantaloni estraibile  
/Movable trouser rack



Portascarpe estraibile  
/Movable shoe rack



Cestello estraibile  
/Movable basket




Kit ripostiglio L.300, 400, 500  
/Storage kit L.300, 400, 500



Cesto estraibile L.410, H.210, P.500  
/Movable basket L.410, H.210, D.500



Pattumiera estraibile  
/Movable dustbin




Portacravatte estraibile  
/Movable tie holder



Servetto  
/Servetto hanger tube



Portabiancheria estraibile L.600  
/Movable laundry basket L.600



Lampada LED  
/LED lamp



Faretto TECH  
/TECH spotlight



Piano estraibile  
/Movable desk



Specchio interno anta/  
Internal door mirror



Asse da stiro estraibile  
/Movable ironing board



Cassettiera interna  
/Drawer pack

Divisioni interne/Internal partitions

Divisioni interne armadi battenti/Modul Box - Modul Spalla  
Swing door wardrobe internal partitions/Modul Box - Modul Spalla

Dimensioni/Dimensions:

Larghezza vani Modul Box/Modul box compartments width: 300, 450, 600, 900, 1200

Altezze vani Modul Box/Modul box compartments height: 1492, 1860, 2044, 2320, 2412, 2596, 2964

Larghezza vani Modul Spalla/Modul Spalla compartments width: 425, 575, 875, 1175

Altezza vani Modul Spalla/Modul Spalla compartments height: 2320, 2412, 2596, 2964

- A** Ripiano porta scarpe  
/Shoe shelf
- B** Appendi abiti servetto  
/Servetto clothes hanger
- C** Cestello estraibile  
/Movable basket

- D** Cassettiera interna  
/Drawer pack
- E** Porta cravatte estraibile  
/Movable tie rack
- F** Porta pantaloni estraibile  
/Movable trouser rack


- G** Porta scarpe estraibile  
/Movable shoe rack
- H** Tubo appendiabiti  
/Clothes hanger
- I** Ripiani interni  
/Shelves



Finitura di struttura Modul Box  
/Modul Box interior structure finish



Finitura di struttura Modul Spalla  
/Modul Spalla interior structure finish



Divisioni interne/Internal partitions

Divisioni interne armadi scorrevoli/Modul Spalla  
Sliding door wardrobe internal divisions/Modul Spalla

Dimensioni/Dimensions:

Larghezza vani Modul Spalla/Modul Spalla compartments width: 725, 875, 1175

Fianchi, Tramezze/Side panels, partitions: sp. 25/sp.25


Altezza vani Modul Spalla/Modul Spalla compartments height: 2320, 2412, 2596

- A** Cassettiera interna  
/Drawer pack
- B** Tubo appendiabiti  
/Clothes hanger
- C** Cestello estraibile  
/Movable basket

- D** Porta pantaloni estraibile  
/Movable basket
- E** Appendiabiti servetto  
/Servetto clothes hanger
- F** Porta scarpe estraibile  
/Movable shoe rack

- G** Porta cravatte estraibile  
/Movable tie rack
- H** Ripiani interni  
/Shelves

Finitura di struttura Modul Spalla  
/Modul Spalla interior structure finish



Seta





N50



N51



N54



N55



N52



N53



N58



N57



N56



N59



N62



N63



N60



N61



N65

# MELAMINICI/MELAMINES

Finiture/Finishes


## Materici/Wood melamine



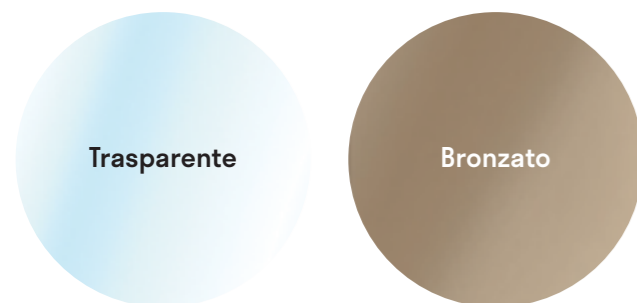
## Neutri/Neutral melamine




## Dekor



## Vetri



## Specchi



# TESSUTI/FABRICS

Finiture/Finishes

## Oregon



Time

---





# HOMES

UN GRUPPO, MOLTE RISPOSTE



AZIENDE DEL GRUPPO HOMES

**SAN MICHELE  
ORME  
CLEVER  
MISTRAL  
NARDIINTERNI**

## NARDIINTERNI

Homes casa S.p.a.  
Via Ettore Majorana, 186  
31053 – Pieve di Soligo  
(TV) Italia  
t. +39 0438 83546  
f. +39 0438 83021  
e. [nardi@homes.it](mailto:nardi@homes.it)  
w. [nardiinterni.homes.it](http://nardiinterni.homes.it)

Export Department  
t. +39 0438 839 832  
f. +39 0438 839 859  
e. [export@homes.it](mailto:export@homes.it)  
w. [homes.it](http://homes.it)

Homes S.p.a. – Headquarters  
Via Montello, 63/1  
31053 – Pieve di Soligo  
(TV) Italia  
t. +39 0438 909081  
f. +39 0438 909089  
e. [info@homes.it](mailto:info@homes.it)  
w. [homes.it](http://homes.it)



N5X00522



Homes Casa s.p.a. si riserva di apportare in qualsiasi momento modifiche a prodotti, misure e materiali, che riterrà utile per esigenze di carattere produttivo e commerciale. Per essere sempre aggiornati vi invitiamo a consultare il nostro sito internet [www.nardiinterni.it](http://www.nardiinterni.it). Le tonalità di colore e le finiture illustrate vanno considerate puramente indicative. Verificarne sempre la fattibilità dell'abbinamento finiture consultando il listino.

